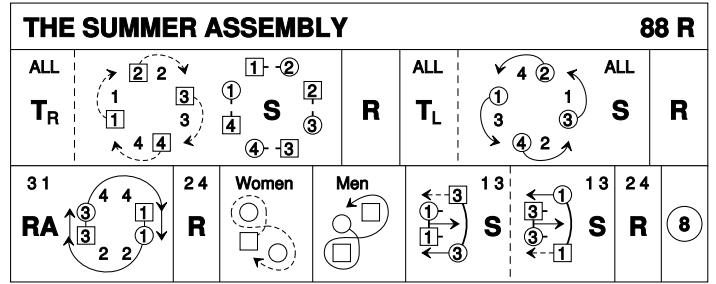


# White Rose Festival 2025 - Afternoon

## 1 THE SUMMER ASSEMBLY R88 · 4S

Roy Goldring: RSCDS XXXV 8 · Crib: E-cribs · Diagram: Keith Rose's Diagrams

- 1- All C RH turn ; all M stand as all W pass P Rsh to one place clw | All set to 'new P'
- 9- Repeat bars 1-8, with 'new partners' (Women end halfway round the set)
- 17-32 Repeat bars 1-16, but turn LH, the W stand, and the M dance cclw (all C end halfway round the set)
- 33- 1c+3c RHA ; both C, M leading, chase clw. round the set to original places
- 41- 2c+4c repeat [33-40] (1,2,3,4)
- 49- All W Fig8 round P and cnr, starting Lsh
- 57- Men repeat [49-56], starting Rsh
- 65- 1c+3c change places, 1c passing under 3c arch | set to P ; repeat back to places, 1c making arch
- 73- 2c+4c repeat bars 65-72 with 4c making the first arch
- 81- All Circle8 and back



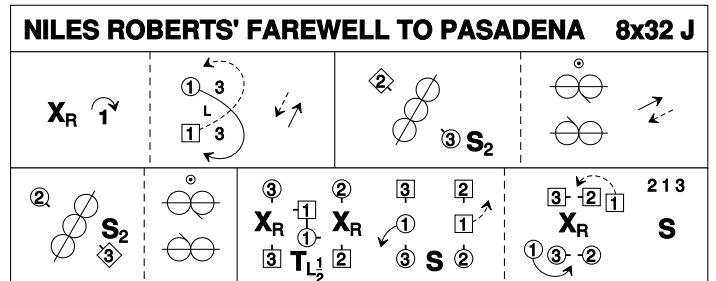
Roy Goldring, 1985, RSCDS Book 35.8

4C/4C square set.

## 2 NILES ROBERTS' FAREWELL TO PASADENA J32 · 3/4L

Doug Macdonald: RSCDS LIII 18 · Crib: E-cribs · Diagram: Keith Rose's Diagrams

- 1- 1c cross and cast (2c up) ; cross between 3c and cast up to face 1c nr
- 9- 1c+1cnrs ½ Reel4 **while** 2cnrs set twice ; ½ Reels3 on the sides, 1c Lsh to 2c nr
- 17- 1c+1cnrs (=2c nr persons) ½ Reel4 **while** 2cnrs set twice ; ½ Reels3 on the sides, 1c Lsh to 2c nr (pos.)
- 25- 1c turn LH and dance out the end (M up, W down) **while** 2c+3c cross RH and set ; 1c cast L **while** 2c+3c change places on the side | All set (2,1,3)



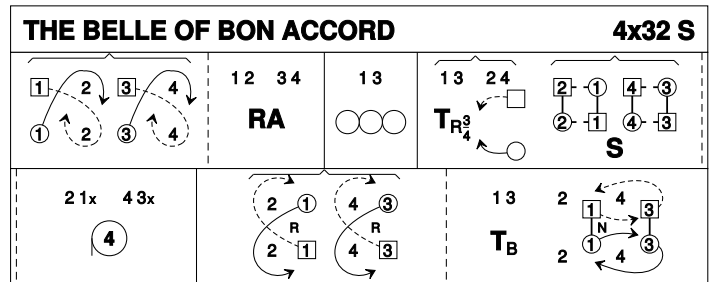
Doug Macdonald, 1991, RSCDS Book 53, Homemade Dances 2

3C/4C longwise set.

## 3 THE BELLE OF BON ACCORD S32 · 4/4L

John Drewry: Deeside Book Part 2 · Crib: E-cribs · Diagram: Keith Rose's Diagrams

- 1- 1M cross, cast off round 2W to finish in the middle facing up **while(4)** 1W crosses between 2M and 3M, casts up to the middle facing down **while(4)** 3c do the same round 4c (2c & 4c step up ½ place) ; 1c+2c & 3c+4c RHA
- 9- 1c+3c Reel4 in the centre of the dance
- 17- 1c+3c turn ¾ RH to finish facing up NHJ **while(2)** 2c & 4c dance up ½ place on the sides and in to face down NHJ. All set ; 2c+1c & 4c+3c circle4 L (to sidelines 2,1x,4,3x)
- 25- 1c/3c lead up & cross between 2c/4c and cast off one ; 1c+3c turn BH, opening to face down | 1c dance to 4pl **while(2)** 3c cast up to 2pl. (2,3,4,1)



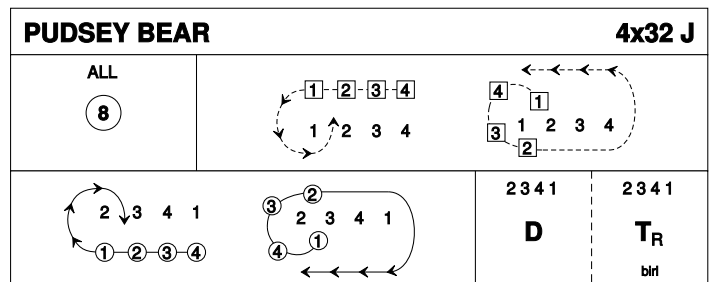
John Drewry, 1981, Deeside Book 2

4C/4C longwise set.

## 4 PUDSEY BEAR J32 · 4/4L

Louise Macdougall · Crib: E-cribs · Diagram: Keith Rose's Diagrams

- 1- Circle8 and back
- 9- 1W, the other W following, cross and cast behind 1M, 1W alone loops round 1M **while** 2W, with 3W, 4W and 1W following dance behind opposite sideline to bottom, cross and cast up on own side, finishing in order (2,3,4,1)
- 17- the M repeat figure [9-16] (2,3,4,1)
- 25- All dance BtoB with P ; All turn P RH or Birl (2,3,4,1)



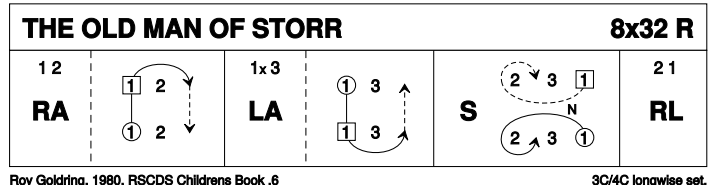
Louise Macdougall, <https://www.rscds.org/article/children-in-need-pudsey-dance>

4C/4C longwise set.

**5 THE OLD MAN OF STORR** R32 · 3/4L

Roy Goldring: *Scottish Country Dances for Children* · Crib: *E-cribs* · Diagram: *Keith Rose's Diagrams*

- 1- 1c+2c RHA, 1W ends facing out ; 1W (1M following) casts off (2c up) (2,1x,3)
- 9- 1c+3c LHA, 1W ends facing out ; 1W (1M following) casts off (3c up) (2,3,1)
- 17- 1c set, dance to top NHJ, cast off to 2pl (3c down on 21-22)
- 25- 2c+1c R&L



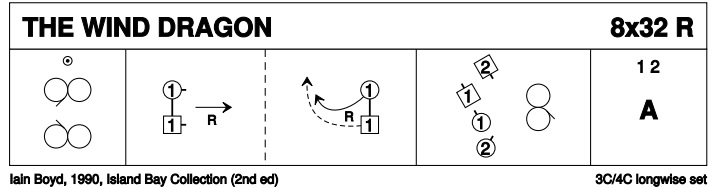
**6 BEST SET SQUARED** J64 · 4S

Xiaowen Yu: *Covid-19 Collection*

**7 THE WIND DRAGON** R32 · 3/4L

Iain Boyd: *Island Bay Collection (2nd edition)* · Crib: *MiniCribs* · Diagram: *Keith Rose's Diagrams*

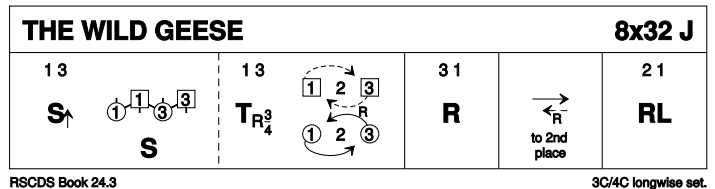
- 1-8 1s cross down to dance reels of 3 on opposite sides & end 1st place opposite sides
- 9-16 1s lead down & back crossing to end facing Ladies side (1M behind 1L)
- 17-24 1s dance Tandem reel of 3 across with 2s (RSh to 2L). 1s end in middle at top with 2s stepping in behind them ready for ...
- 25-32 1s+2s dance Allemande



**8 THE WILD GEESE** J32 · 3/4L

RSCDS XXIV 3 · Crib: *E-cribs* · Diagram: *Keith Rose's Diagrams*

- 1- 1c+3c set advancing to midline with P on R | BiL ; 1c turn 3/4 RH and cast off to 3pl **while(4)** 3c turn 3/4 RH and lead to 1pl (3,2,1)
- 9- Repeat [1-8] from new positions (1,2,3)
- 17- 1c lead down the middle (2c up on [19-20]) ; and up to (2,1,3)
- 25- 2c+1c R&L

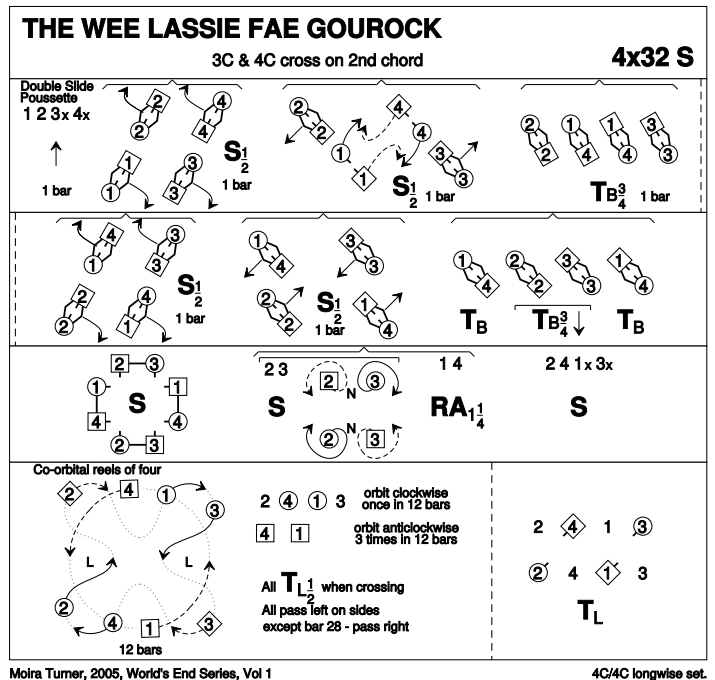


**9 THE WEE LASSIE FAE GOUROCK** S32 · 4/4L

Moirra Turner: *A World's End Book of 13 SCDs - Vol 1* · Crib: *E-cribs* · Diagram: *Keith Rose's Diagrams*

3c & 4c start on opposite sides (1,2,3x,4x)

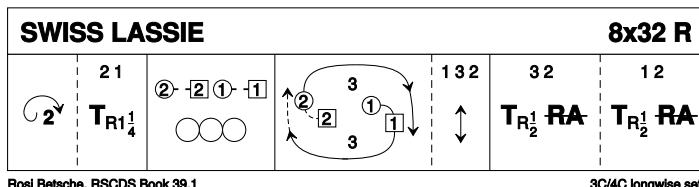
- 1- *Double slide poussette*: 1c+2c & 3c+4c poussette but on [3] 1W & 4W briefly face & pass LSh to change partner before the turn on [4], 1M+4W (top) & 1W+4M (bottom) end with extra 1/2 BH turn to square set facing in, M with new partner on their R
- 9- All set | 2c & 3c set again & cast to ends **while(4)** 1c+4c 1 1/4 RHA, ending as longwise set (2,4,1x,3x) | all set
- 17-28 *Co-Orbital Reels of 4* (4W & 1W make 3 loops round the centre, the others dance reels on both sides):  
 17-18: 2M+4W & 1W+3M turn LH to same position on opposite side (W in 1 bar, M in 2 bars) as others start RSh Reels4 on the sides, then on bar 18 4W/1W pass 3W/2W respectively LSh in the sidelines  
 19-28: repeat pattern 5 more times back to (2,4,1x,3x), but omit final LSh pass on [27-28]
- 29-32 2M+4W & 1W+3M turn LH (2,4,1x,3x)



## 10 SWISS LASSIE R32 · 3/4L

Rosi Betsche: RSCDS XXXIX 1 · Crib: E-cribs · Diagram: Keith Rose's Diagrams

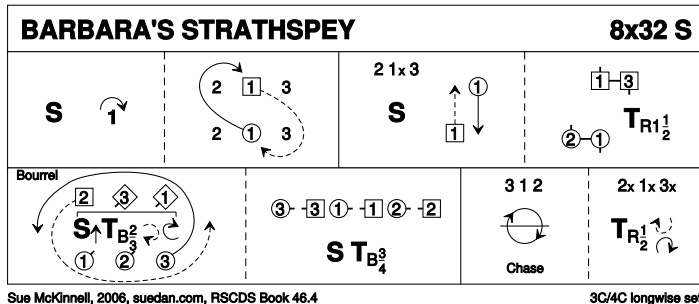
- 1- 1c cast off 2 (dance in to begin) (2c+3c up) ; 2c+1c  
1¼ turn RH to midline, facing P
- 9- 2c+1c Reel4 on midline, 2M and 1W end facing  
opposite side, with P behind
- 17- 2c & 1c chase clw round 3c to (1,3,2) ; All A&R
- 25- 3c+2c turn RH ½, leading into ½ RHA, to sidelines ;  
1c+2c repeat (2,1,3)



## 11 BARBARA'S STRATHSPEY S32 · 3/4L

Sue McKinnell: RSCDS XLVI 4 · Crib: E-cribs · Diagram: Keith Rose's Diagrams

- 1- 1c set | cast (2c up) ; ½ Fig8 L (2,1x,3)
- 9- All set | 1c cross Rsh ; 1c+3cnr turn RH 1½ (to 1,2,3 on  
M side, 2,3,1 on W side)
- 17- 3C Bourrel: 2W+3M chase cclw half round to midline  
**while**(4) 1M+3W & 2M+1W set adv | turn BH ¾ and  
pivot R, all facing P on midline (3,1,2) ; All set | All C  
turn BH ¾ to sidelines
- 25- All chase clw ½ round ; all turn P RH ½ and twirl R to  
(2,1,3)

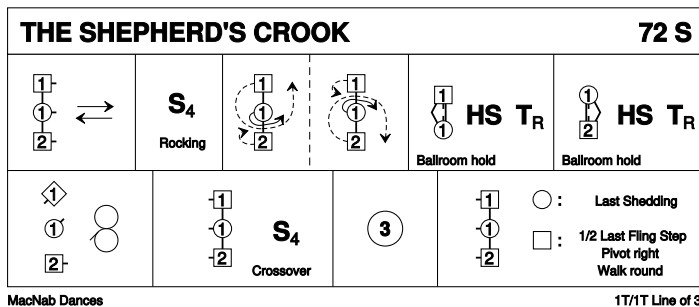


## 12 THE SHEPHERD'S CROOK S72 · 3p

Scottish Dances collected by Mary Isdal MacNab · Crib: MiniCribs · Diagram: Keith Rose's Diagrams

Line of three - Man between 2 Ladies

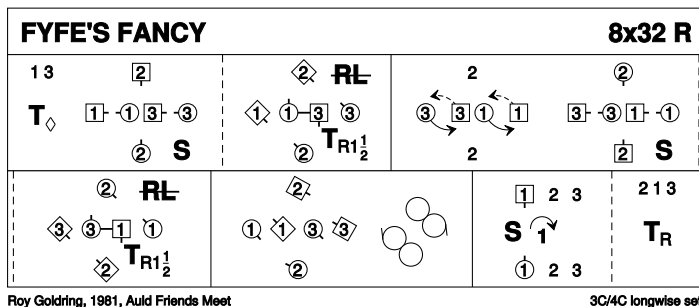
- 1-8 All turn right about to face the opp direction, dance  
away for 4 steps, turn right about to face the other  
way & dance forward for 4 steps
- 9-16 All set (e.g. "Rocking Step") for 8 bars
- 17-24 Dance the "Shepherd's Crook" - Lady on the Man's  
right dances round under the arch made by Man & the  
other Lady, Man follows under the arch **while** the  
other Lady turns under her own right arm. Repeat with  
Lady on the Man's left leading
- 25-40 Man sets HS (starting left foot) with Lady on right  
(ballroom hold) & turns her RH. Man repeats with  
Lady on left
- 41-48 All dance a reel of 3 - Man starts by passing LSh with Lady on right
- 49-56 All facing the top set (e.g. "Crossover" [Huntly] step) for 8 bars
- 57-64 All circle round left for 4 bars & back to right ending in line across facing the top
- 65-72 All dance the final step of the 'Highland Fling'. Bar 68: M turns Right about, Ladies pivot right about. Bars 71-72: M dances double L  
turn about, Ladies turn L about with 4 walking steps.



## 13 PROGRAMME ITEM – INTERVAL

## 14 FYFE'S FANCY R32 · 3/4L

Roy Goldring: Auld Friends Meet · Diagram: Keith Rose's Diagrams

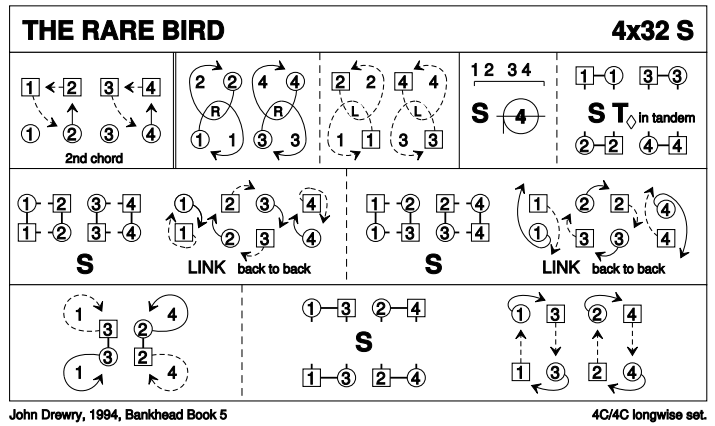


**15 THE RARE BIRD** S32 · 4/4L

John Drewry: Bankhead Book Part 5 · Crib: E-cribs · Diagram: Keith Rose's Diagrams

Two chords; on 2nd chord 1W+2c & 3W+4c move as for "Glasgow Highlanders, putting 1c & 3c on the M side, facing 2c & 4c on the W side.

- 1- 1M+2M & 3M+4M turn RH ¾, dance Rsh round P, to places ; 1W+2W & 3W+4W repeat LH/Lsh
- 9- 1c+2c & 3c+4c (NHJ with P) set | ½ Circle4 L ; set | petronella in tandem into the middle, 1c facing 2c & 3c facing 4c (1x,2,3x,4)
- 17- 1c+4c S&Link twice with P, finish in sidelines, **while(8)** 2c+3c "S&Link Back to Back" twice (LH person to RH place, RH person to place behind, repeat so each couple ends in other couple's place) finishing in the middle (1x,3,2x,4)
- 25- 3c & 2c dance NHJ through own end couple and cast to (1x,3,2x,4) ; all set, each M NHJ with W on L | all W cross **while(2)** all M cast one place clw in on the side, finish C facing C across, each M to L of P

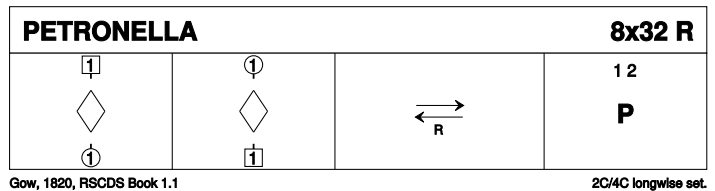


All C have now progressed one position clw

**16 PETRONELLA** R32 · 2/4L

RSCDS 1.1 · Crib: E-cribs · Diagram: Keith Rose's Diagrams

- 1- 1c Petronella Turn | set ; repeat (1x,2)
- 9- Repeat (1,2)
- 17- 1c lead down the middle and up
- 25- 1c+2c Poussette (2,1)



**17 THE FLYING SCOTSMAN (4C CEILIDH VERSION)** J32 · 4/4L

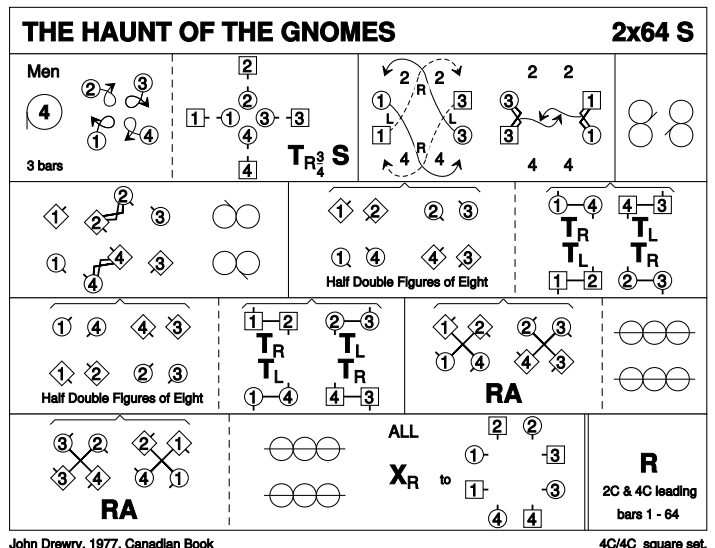
RSCDS · Crib: E-cribs

- 1- 1W followed by 2W+3W+4W cross, cast behind opposite line, cross at bottom and cast up to places
- 9- 1M+2M+3M+4M repeat
- 17- 1c slip down the middle ; and up to 4pl (2c+3c+4c up) (2,3,4,1)
- 25- All slip down and back (2,3,4,1)

**18 THE HAUNT OF THE GNOMES** S64 · 4S

John Drewry: The Canadian Book of Scottish Country Dances · Crib: E-cribs · Diagram: Keith Rose's Diagrams

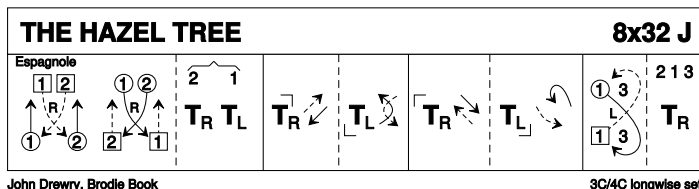
- 1- All M Circle4 L. On [4] all M pivot R, ending back to back in centre facing P ; All turn P RH ¾ to places | all set to P (1,2,3,4)
- 9- 1c & 3c cross to centre LH to face sides, meet opposite person | new couples lead out RH and cross through sides ; meet P on opposite places (to 3,2,1,4) into promhold | 1c+3c dance LSh towards original places and face cclw
- 17- 1c & 3c in promhold Reels3 across, LSh to 4M/2M. On [24], 1c & 3c separate into line4 up/down and face out (1W,2W,2M,3M on 2c side, 1M,4M,4W,3W on 4c side)
- 25- 2c & 4c in promhold Reels3, LSh to 3M/1M. All finish as on [25]
- 33- 1c+2W+4M & 3c+4W+2M ½ DbIFig8, 1c & 3c casting to start ; Ms turn RH on sides **while(4)** Ws turn LH on sides (1M,4M,4W,3W on original 2c side, 1W,2W,2M, 3M on original 4c side)
- 41- Repeat pattern of [33-36] to finish as on [25] ; Ms turn LH on sides **while(4)** Ws turn RH on sides (1W,2W,2M, 3M on 2c side, 1M,4M,4W,3W on 4c side)
- 49- 1c+2W+4M & 3c+4W+2M RHA ; ½ Reels4 on sides.
- 57- All repeat [49-56]. On [64] all turn P to original places (1,2,3,4)
- 65-128 All repeat with 2c & 4c leading. The Reels3 will be up/down [81-88] and across [89-96] finishing [89] with straight lines across the dance.



**19 THE HAZEL TREE** J32 · 3/4L

John Drewry: *The Brodie Book* · Crib: *E-cribs* · Diagram: *Keith Rose's Diagrams*

- 1- 1c+2c Espagnole, 1c finishing facing 1cnr
- 9- 1c turn 1cnr RH, pass Rsh ; turn 3cnr LH, pass Lsh (cnrs dance for {4})
- 17- Turn 2cnr RH, pass Rsh ; turn 4cnr LH, pass Lsh to 2plx side by side facing down
- 25- Lead LHJ between 3c, cross and cast to 2pl ; All C turn RH

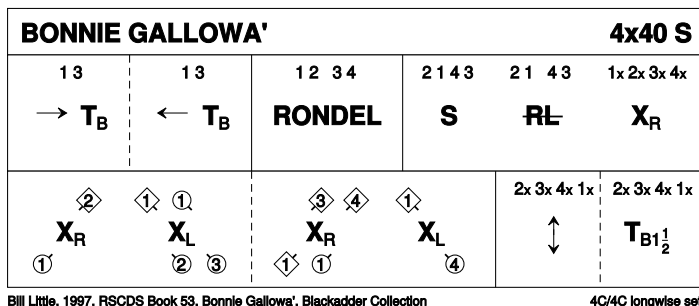


Espagnole: both W lead RHJ to M side, cross and cast back to exchanged places **while(4)** Men cross to W side, lead RHJ back to M side and cross to exchanged places ; all turn P EH (2,1)

**20 BONNIE GALLOVA'** S40 · 4/4L

Bill Little: *RSCDS LIII 5* · Crib: *E-cribs* · Diagram: *Keith Rose's Diagrams*

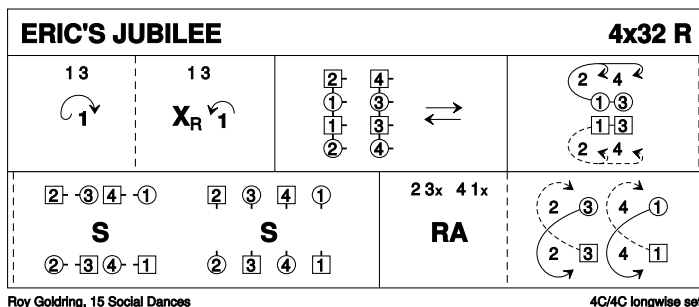
- 1- 1c+3c dance down | turn BH ; dance up | turn BH to face 2c & 4c who step in on [8]
- 9- 1c+2c & 3c+4c Rondel (2,1,4,3)
- 17- All set | 2c+1c & 4c+3c ½ R&L (with polite turns) | all cross RH (1,2,3,4)
- 25- 1M+2W cross RH | 1c+(2M+3M) cross LH ; 1c+(3W+4W) cross RH | 1W+4M cross LH (2x,3x,4x, 1x)
- 33- All A&R ; turn BH 1½ (2,3,4,1)



**21 ERIC'S JUBILEE** R32 · 4/4L

Roy Goldring: *15 Social Dances* · Crib: *E-cribs* · Diagram: *Keith Rose's Diagrams*

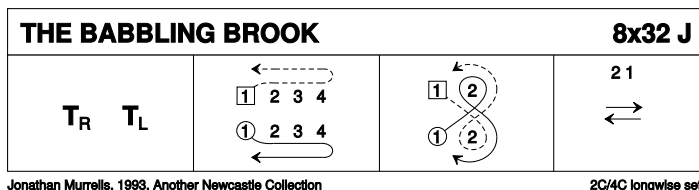
- 1- 1c+3c long cast down (2c+4c up) ; cross RH | cast up to the middle, forming lines of 4 facing down
- 9- All dance down the middle, turn R about and dance up 1c+3c finish facing up.
- 17- 1c with 3c following cast off to (2,3x,4,1x), end couples facing middle couples ; All set up/down | all set to P
- 25- 2c+3c & 4c+1c RHA ; 3c+1c lead up, cross and cast off to (2,3,4,1).



**22 THE BABBLING BROOK** J32 · 2/4L

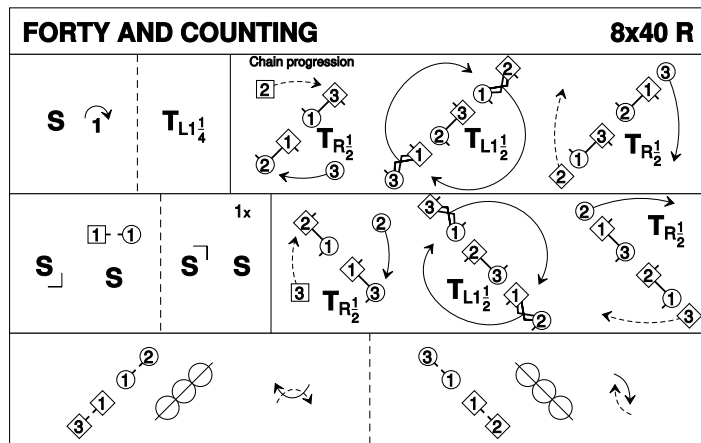
Jonathan Murrells: *Another Newcastle Collection* · Crib: *E-cribs* · Diagram: *Keith Rose's Diagrams*

- 1- 1c turn RH ; turn LH
- 9- 1c cast behind own lines & back to place
- 17- 1c Fig8 round 2c
- 25- 1c, followed by 2c, lead down ; 2c+1c lead up (2,1)



**23 FORTY AND COUNTING** R40 · 3/4L  
 Malcolm Brown: RSCDS LII 4 · Crib: E-cribs · Diagram: Keith Rose's Diagrams

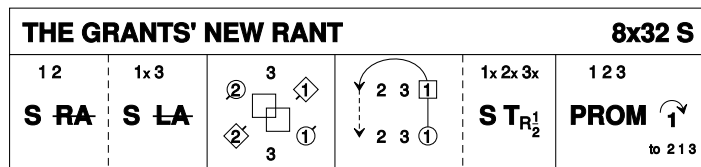
- 1- 1c set | cast off (2c up) ; turn 1¼ to face 1cnrs
- 9- Promenade (3C) Chain Progression on 1diag:  
 9-10: 1c+1cnrs change pl RH **while(2)** 2cnrs chase 1pl clw
- 11-14: 1cnrs turn 1½ LH in centre **while(4)** 1M+2W & 1W+3M in promhold chase ½ way clw
- 15-16: 1c+1cnrs change pl RH, 1c end facing 4cnrs **while(2)** 2cnrs chase 1pl clw to original pl
- 17- 1c set H&G, end facing 2cnrs
- 25- Repeat Chain Progression on 2diag, 1c end facing 1cnr[pos]
- 33- 1c+1cnrs ½ diag RSh Reel4, 1c pass RSh ; 1c+2cnrs ½ diag RSh Reel4, 1c pass RSh (2,1,3)



Malcolm Brown, 2015, RSCDS Book 52.4 3C/4C longwise set.

**24 THE GRANTS' NEW RANT** S32 · 3/4L  
 Roy Goldring: 15 Social Dances · Crib: E-cribs · Diagram: Keith Rose's Diagrams

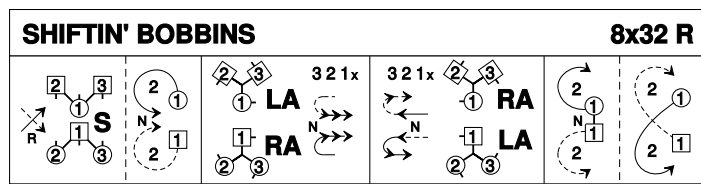
- 1- 1c+2c set | ½ RHA ; 1c+3c set | ½ LHA (2x,3x,1)
- 9- 2c+1c L-Chain up/down the dance, 1W finishes facing out
- 17- 1W, 1M following, cast to top and cross (2c+3c down) to (1x,2x,3x) ; All set | all turn P RH ½ into centre for
- 25- 1c+2c+3c promenade, at end 1c cast off and 2c dance up (2,1,3)



Roy Goldring, 1997, 15 Social Dances 3C/4C longwise set.

**25 SHIFTIN' BOBBINS** R32 · 3/4L  
 Roy Clowes: Thirty Popular Dances, Volume Two · Crib: E-cribs · Diagram: Keith Rose's Diagrams

- 1- 1c cross down RH (2c up) to 2plx in DTr position with corners | set as DTr ; cast up, meet and dance down to 2pl in middle
- 9- 2M+1W+3M RHA, **while(4)** 2W+1M+3W LHA ; 1c followed by 2c+3c dance down the middle
- 17- 3c+2c+1c dance up the middle, 3c casting to 3pl, flowing into ; 1W+2M+3M LHA, **while(4)** 1M+2W+3W RHA
- 25- 1c dance to top, cast off one ; ½ Fig8 up round 2c.

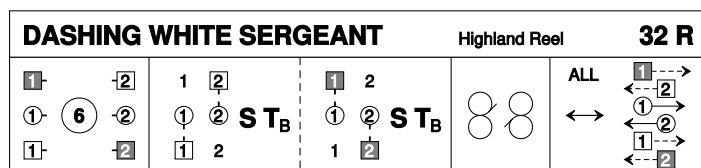


Roy Clowes, Ormskirk Book 6, RSCDS Thirty Popular Dances Vol 2 3C/4C longwise set.

**26 THE DASHING WHITE SERGEANT** R32 · 3+3RR  
 RSCDS III 2 · Crib: E-cribs · Diagram: Keith Rose's Diagrams

Trio face trio RR.

- 1- Circle6 and back
- 9- Each centre person sets to RH P and turns him/her BH ; repeat with LH P
- 17- Reel3 across, Lsh to RH P
- 25- In lines of 3 across A&R ; advance Rsh through the opposite line of 3 to meet the next line of 3.



Anderson, 1897, RSCDS Book 3.2 2T/2T Round the Room.

Many variations in handing, polite turns, arches and shoulder exist