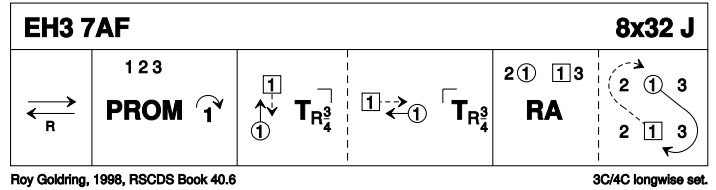


# White Rose Festival Evening 2024

## 1 EH3 7AF J32 · 3/4L

Roy Goldring: RSCDS XL 6 · Crib: E-cribs · Diagram: Keith Rose's Diagrams

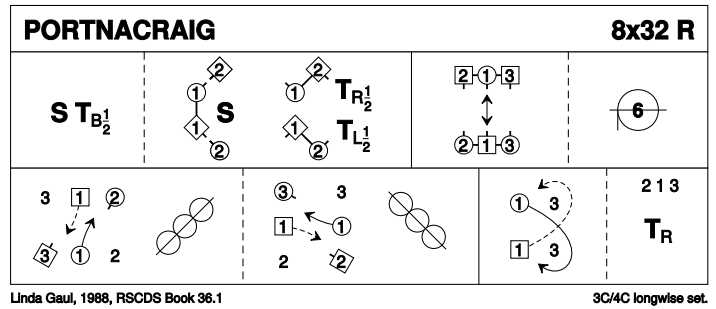
- 1- 1c lead down the middle and up, on [8] 2c+3c step in for
- 9- 1c+2c+3c Promenade, at end 1c cast off (to 2,1,3)
- 17- 1c cross Rsh | turn 1cnr RH; cross up/dn Rsh | turn 2cnr RH (2,1x,3)
- 25- 2c+1M & 1W+3c RHA; 1c ½Fig 8 Rsh round 4cnr (2,1,3)



## 2 PORTNACRAIG R32 · 3/4L

Linda C Gaul: RSCDS XXXVI 1 · Crib: E-cribs · Diagram: Keith Rose's Diagrams

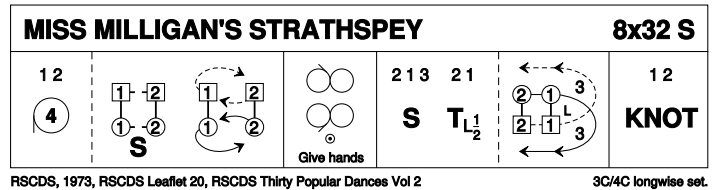
- 1- 1c set (no advance), turn BH ½ into the middle NHJ facing 2c diagonally (drop hands); 1c set to 2c and face out | turn 2c EH ½ (2,1x,3)
- 9- All A&R; ½circle6 L (3x,1,2x)
- 17- 1c pass Lsh into ½ Rsh Reel4 with 1cnrs, pass Lsh into; ½ Rsh Reel4 with 2cnrs (to 2,1x,3)
- 25- 1c ½Fig8 round 3c; All turn RH (2,1,3)



## 3 MISS MILLIGAN'S STRATHSPEY S32 · 3/4L

RSCDS: The Leaflet Dances with Music · Crib: E-cribs · Diagram: Keith Rose's Diagrams

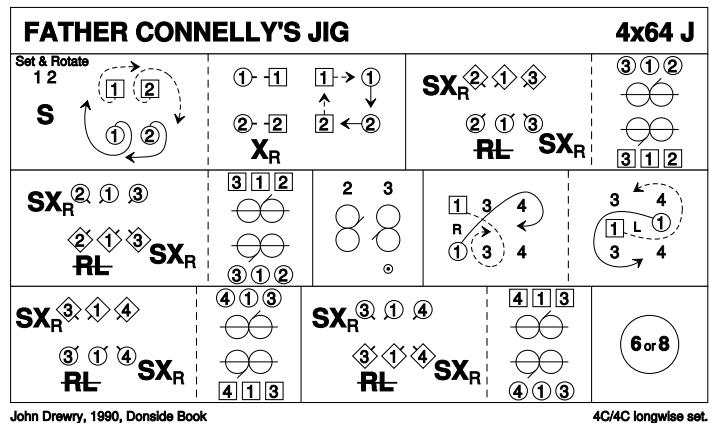
- 1- 1c+2c circle4 L, finish NHJ 1c facing 2c; set, 1c turning in to face up | 1c cast off, 2c dance up (2,1,3)
- 9- Mirror Reels3 on the sides, 1c start down and in, join hands when possible, 2c+3c finish with loops
- 17- 2c+1c+3c set | 2c+1c ½ LH turn and face down; lead (LHJ) down, cross below 3c and cast up (1,2,3)
- 25- 1c+2c the Knot. (2,1,3)



## 4 FATHER CONNELLY'S JIG J64 · 4/4L

John Drewry: The Donside Book · Crib: E-cribs · Diagram: Keith Rose's Diagrams

- 1- 1c+2c Set&Rotate (All set | cast one place clw; change places RH with P | chase one place clw) (2,1,3,4)
- 9- ½ diagonal R&L with 1cnrs (W up, M down) **while(4)** the 2cnrs (2W+3M) set & cross RH, all cnrs face out; ½ Reels3 on the sides, 1c Rsh to 2cnr pos. (no loops at the end) (2x,1x,3x,4)
- 17- Repeat figure from these positions with 2cnr persons (in 3cnr positions; M up, W down) (to 2,1,3,4), 2c+3c finishing with loops into
- 25- Reels3 across (Lsh to 1cnr) (2,1,3,4)
- 33- 1c cross down RH between 3c | cast Rsh round new 1cnr (4W resp. 3M); change places up/dn LH | cast L (3c up) to (2,3,1,4)
- 41-56 3c+1c+4c repeat the figures [9-24] above (2,3,1,4)
- 57- 3c+1c+4c Circle6 and back (optional: 2c join in for Circle8 and back) (1c step down, to 2,3,4,1)

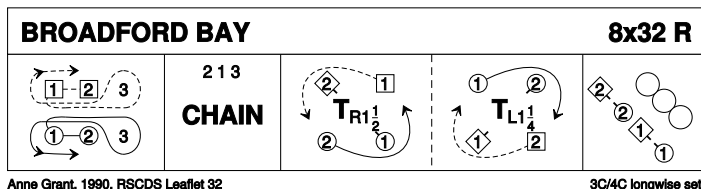


(note by Drewry: This is really two successive 3c dances of 32 bars, the figures of bars 9-24 being similar.)

**5 BROADFORD BAY** R32 · 3/4L

Anne Grant: *The Leaflet Dances with Music* · Crib: *E-cribs* · Diagram: *Keith Rose's Diagrams*

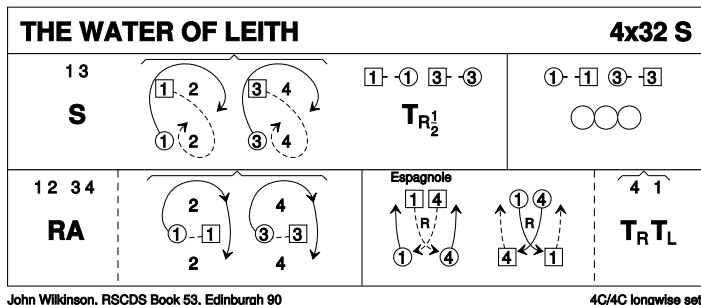
- 1- 1c (leading)+2c (dance up to begin), dance between 3c, cast up and dance to top, and 1c cast off (to 2,1,3)
- 9- 2c+1c+3c G-Chain (2c cross to start), finish 2M & 1W facing out (2,1,3)
- 17- 2W+1M turn RH 1½ **while(4)** 2M+1W chase ½ round cclw ; 2W+1M chase ½ round clw to 1W/2M places
- while(4)** 2M+1W turn LH 1¼ to face P on 2diagonal
- 25- 2c+1c diagonal Reel4 (to 2,1,3)



**6 THE WATER OF LEITH** S32 · 4/4L

John Wilkinson: *RSCDS LIII 2* · Crib: *MiniCribs* · Diagram: *Keith Rose's Diagrams*

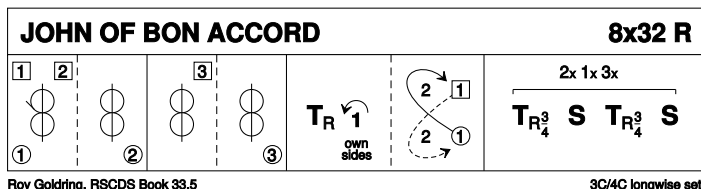
- 1-8 1s+3s set. 1L dances down, casts up round 2M into middle facing down as 1M dances across, casts round 2L into middle facing up **while** 3s dance same round 4s. 1s+3s change places RH with partner into line of 4 in middle (M face down, L face up)
- 9-16 1s+3s dance reel of 4 in middle
- 17-20 1s+2s also 3s+4s dance RH across
- 21-24 1M followed by 1L casts round 2L to 2nd place own sides as 3M followed by 3L casts round 4L to 4th place (2s+4s step up 23-24)
- 25-32 1s+4s (middle couples) dance Espagnole
- 25-26 1s+4s cross (Ladies lead across RH passing between Men) with Ladies changing places RH
- 27-28 1s+4s cross back (Men lead across RH between Ladies) with Men changing places RH
- 29-32 4s turn RH as 1s turn LH



**7 JOHN OF BON ACCORD** R32 · 3/4L

Roy Goldring: *RSCDS XXXIII 5* · Crib: *E-cribs* · Diagram: *Keith Rose's Diagrams*

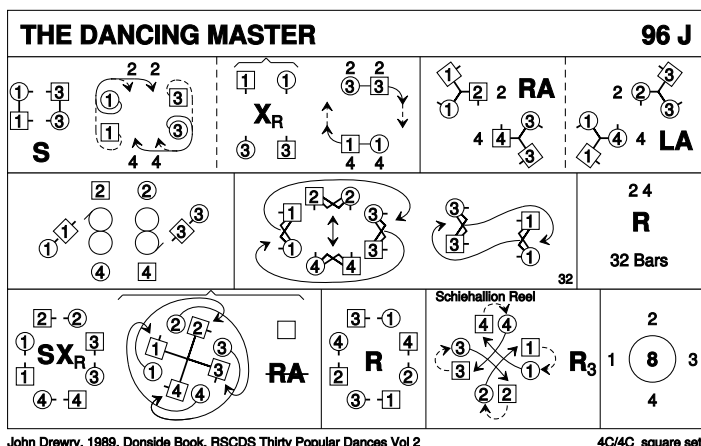
- 1-16 4 progressive ½Reels3 across, as follows: 1c+2W (1c start Rsh to P) ; 1c+2M (start Lsh) ; 1c+3W (Rsh) ; 1c+3M (Lsh), 1c finish in 3pl a bit in from the sidelines (2c & 3c finish their reels in 1plx and 2plx)
- 17- 1c turn RH, cast up one place on own sides (3c down) ; 1c ½ Fig8 round 2c (2x,1x,3x)
- 25- All turn P ¾ RH to face P along the midline | All Set retaining RHJ ; all turn P ¾ RH | All Set (2,1,3)



**8 THE DANCING MASTER** J96 · 4S

John Drewry: *Thirty Popular Dances, Volume Two* · Crib: *E-cribs* · Diagram: *Keith Rose's Diagrams*

- 1- 1c set to 3c | both cast ¼ clw into the middle and face across ; 1c+3c cross RH | chase clw to P's place facing clw
- 9- 1c+2W & 3c+4W RHA (1c+3c, W leading, pass through own place into) ; 1c+4M & 3c+2M LHA , finish again in P's place
- 17- 1c & 3c (W leading M) Rsh Reels3 with the same two corners (1c+2W+4M, 3c+4W+2M), 1c+3c face out in P's place, 2c+4c face in and all take promhold
- 25- 1c+3c chase clw half round, **while(4)** 2c+4c A&R ; 1c & 3c pass Rsh to own place
- 33-64 2c+4c repeat [1-32]
- 65- All set to P | change places RH (M face out) ; all W ½RHA and dance out to W place ¾ clw from the start **while(4)** all M dance one place clw, to meet "opposite partner"
- 73- Repeat [65-72] with new partner (to 3,4,1,2)
- 81- Half Schiehallion Reel (to own places)
- 89- All circle8 and back.

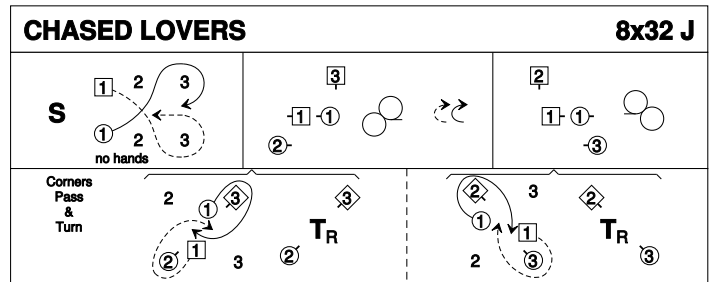


Note by Drewry: On [65-68] and [69-72] the W use RH twice. This can be avoided by substituting: [65-68] "All set to P | change places passing Rsh, (M face out)"

**9 CHASED LOVERS J32 · 3/4L**

Tim Wilson: RSCDS LIII 9 · Crib: E-cribs · Diagram: Keith Rose's Diagrams

- 1- 1c set | cross down no hands (2c up) ; cast behind 3c and up the midline, W in front of P
- 9- 2M + 1W (1M following) + 3W Lsh diag Reel3, at end 1c pivot R to face down. 1M in front
- 17- 2W+1M (1W following) +3M Rsh Diag. Reel3, 1c finish facing 1cnr
- 25- 1c+1cnrs Cnrs Pass and Turn, pass Rsh ; 1c+2cnrs Cnrs Pass and Turn, 1c crossing to (2,1,3)



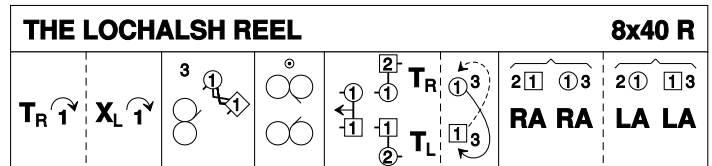
Tim Wilson, RSCDS Book 53, World Wide Weavings

3C/4C longwise set.

**10 THE LOCHALSH REEL R40 · 3/4L**

Pat Burnett: RSCDS LIII 1 · Crib: E-cribs · Diagram: Keith Rose's Diagrams

- 1- 1c turn RH | cast off ; cross LH and cast off to face up between 3c in promhold, M on the R
- 9- Lsh Reel3 across with 3c, 1c finish between 3c facing up and split
- 17- Mirror Reels3 on opposite sides, 1c finish between 3c NHJ
- 25- 1c dance to top | split and turn 2c easy hand ; cross down between 3c and cast up into
- 33- Teapots R and L (RHA with end couples ; pass Rsh into LHA) (to 2,1,3)



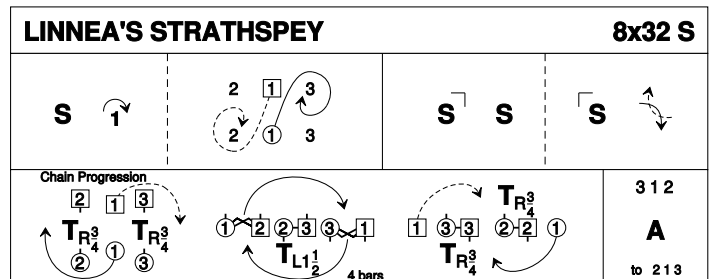
Pat Burnett, RSCDS Book 53, Skye Collection 2

3C/4C longwise set.

**11 LINNEA'S STRATHSPEY S32 · 3/4L**

Tim Wilson: RSCDS XLVII 2 · Crib: E-cribs · Diagram: Keith Rose's Diagrams

- 1- 1c set | cast off (2c up), cross Lsh and cast R round 1cnr to face 1cnr
- 9- SetH&G, at end pass Rsh to face out in 2pl
- 17- [Chaperoned Chain Progression] 1c cast ¼ clw round set while(2) 2c & 3c Turn RH ¾ | 2M+3W turn 1½ LH while(4) the others promenade ½ clw round set | 3c+2c turn RH ¾ and face up while(2) 1c cast ¼ clw to meet in 2pl, for
- 25- 3c+1c+2c Allemande (2,1,3)



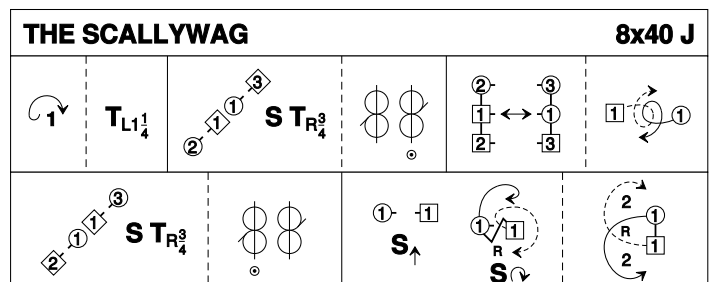
Tim Wilson, 2001, Dunsmuir Dances, RSCDS Book 47.2

3C/4C longwise set.

**12 THE SCALLYWAG J40 · 3/4L**

Jennifer Kelly: RSCDS LII 5 · Crib: E-cribs · Diagram: Keith Rose's Diagrams

- 1- 1c long cast (2c up) ; turn LH to face 1cnr
- 9- 1c set to 1cnr | Turn 1cnr RH ¾ into lines across and face 4cnr ; ½ Lsh Reel3 across into facing lines across
- 17- Lines A&R ; 1c dance Rsh round P to face 3cnr (pos)
- 25- repeat [9-16] with these corners, finishing 1M between 2c facing 1W between 3c
- 33- 1c set adv and join RH | set RHJ, 1W turning under the arms and 1c face up RHJ still on opp. side ; 1c cross up and cast to 2pl (2,1,3)



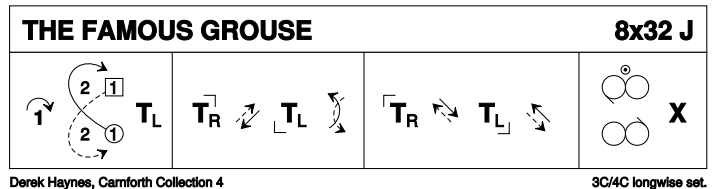
Jennifer Kelly, 1997, RSCDS Book 52.5

3C/4C longwise set.

**13 THE FAMOUS GROUSE** J32 · 3/4L

Derek Haynes: Carnforth Collection of SC Dances 4 · Crib: MiniCribbs · Diagram: Keith Rose's Diagrams

- 1-8 1s cast 1 place, dance 1/2 Fig of 8 round 2s & turn LH to face 1st corners
- 9-16 1s turn 1st corners RH, pass RSh to 3rd corner & turn LH, pass LSh to own 2nd corner (corners dance 4 bars)
- 17-24 1s repeat with 2nd & 4th corners & end passing LSh to face 2nd corner (corners dance 4 bars)
- 25-32 1s dance reels of 3 on opposite sides (RSh to 2nd corners) & cross to 2nd place own sides



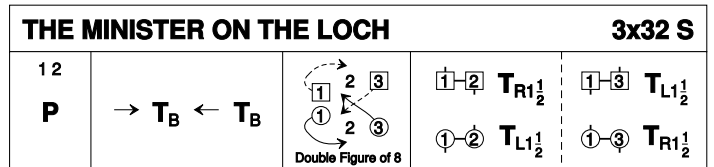
Derek Haynes, Carnforth Collection 4

3C/4C longwise set.

**14 THE MINISTER ON THE LOCH** S32 · 3/3L

Roy Goldring: Magazine Dances 2005-2009 · Crib: E-cribs · Diagram: Keith Rose's Diagrams

- 1- 1c+2c Poussette
- 9- 1c dance down 2 places, turn BH ; dance up 2 places, turn BH, open upwards and face out
- 17- 1c+3c DblFig8 round 2c, 1c casting, 3c crossing up to begin, 1c finish facing out for
- 25- 1W+2W & 1M+2M turn EH 1½ ; 1c+3c repeat (2,3,1)



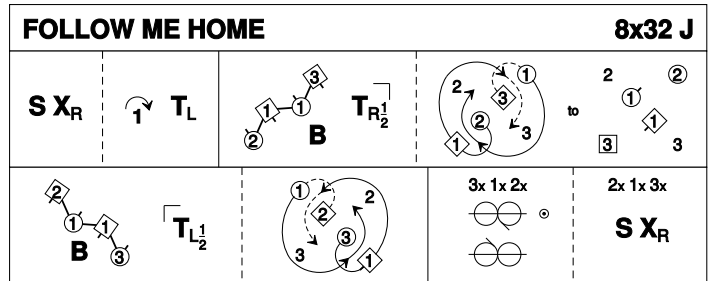
Roy Goldring, 24 Graded & Social Dances, RSCDS 4/2008, RSCDS Thirty Popular Dances Vol 2

3C/3C longwise set.

**15 FOLLOW ME HOME** J32 · 3/4L

Ellie Briscoe: RSCDS XXXVIII 3 · Crib: E-cribs · Diagram: Keith Rose's Diagrams

- 1- 1c set | cross RH ; cast off (2c up) | turn ¾ LH
- 9- BiL with 1cnrs | ½ turn 1cnrs RH ; 1c followed by 1cnrs chase clw round 4cnrs to leave 1cnrs in exchanged places, and join LH to 2cnr, RH to P
- 17- BiL with 2cnrs | ½ turn 2cnrs LH ; 1c followed by 2cnrs chase cclw, 1c crossing Lsh to 2plx facing out (3x,1x, 2x)
- 25- ½ Lsh Reels3 on the sidelines ; All set and cross (2,1,3)



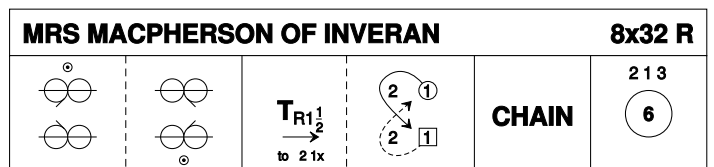
Ellie Briscoe, RSCDS Book 38.3

3C/4C longwise set.

**16 MRS MACPHERSON OF INVERAN** R32 · 3/4L

John Drewry: Bon Accord Book of Scottish Country Dances · Crib: E-cribs · Diagram: Keith Rose's Diagrams

- 1- 1c+2c+3c Inveran Reels3 (1c crossing top and bottom)
- 9- 1c turn RH 1½ into 2plx facing out (2c up) ; 1c cast up round 2c and cross down to (2,1,3)
- 17- G-Chain (2c cross)
- 25- Circle6 and back (2,1,3)



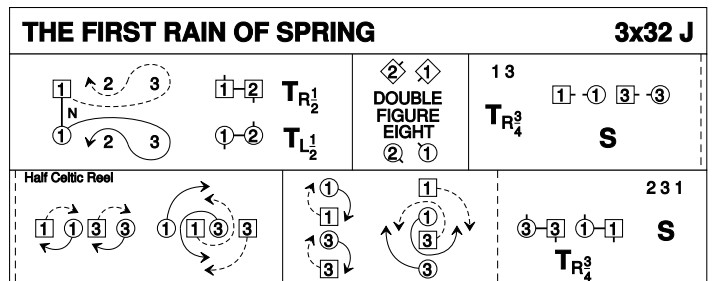
John Drewry, 1984, Bon Accord Book

3C/4C longwise set.

**17 THE FIRST RAIN OF SPRING** J32 · 3/3L

Wouter Joubert: RSCDS XLIX 4 · Crib: E-cribs · Diagram: Keith Rose's Diagrams

- 1- 1c dance down below 3c | cast up 1 place ; dance up to 1pl facing out | 1c+2c ½ turn EH, 2c face out
- 9- 2c+1c DblFig8, 1c crossing up
- 17-20 1c+3c turn P RH ¾ and face P up/dn | set ;
- 21-28 (½ Celtic Reel) 1c+3c pass Rsh | "outers" chase ¼ way clw while(2) "inners" turn (no hands) ¾ Lsh to face same person ; repeat
- 29-32 1c+3c Turn P RH ¾ | all set



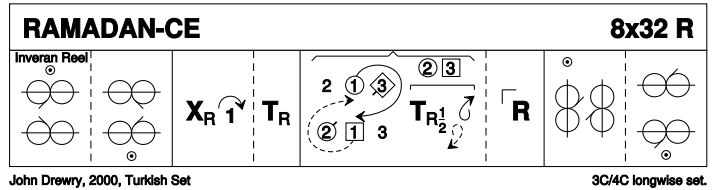
Wouter Joubert, 2013, RSCDS Book 49.4

3C/3C longwise set.

**18 RAMADAN-CE R32 · 3/4L**

*John Drewry: The Turkish Set · Crib: E-cribs · Diagram: Keith Rose's Diagrams*

- 1- 1c+2c+3c Inveran Reels (1,2,3)
- 9- 1c cross RH | cast (2c up) ; Turn RH to face 1cnr
- 17- 1c+1cnrs pass Rsh | cnrs turn RH ½ and cast away as 1c meet and pass Rsh to face 2cnrs ; repeat with 2cnrs (3x,1x,2x)
- 25- ½ Reels3 across, 1c Lsh to 3cnr ; ½ Reels3 on the sides, 1c Rsh to 4cnr (2,1,3)



**19 THE ORCHARDS OF CO. ARMAGH S32 · 3/3L**

*Jinty Anderson: RSCDS LIII 14 · Crib: E-cribs · Diagram: Keith Rose's Diagrams*

- 1- All chase clw ½ in a rectangular shape ; set | 3c & 1c turn RH ¾ into midline
- 9- ½ Reel4 on midline. On [12] 1M+3W pass LSh to face 2c across ; ½ Reel4 across. On [16] 1M+3W pass LSh to face P on midline
- 17- ½ Reel4 on midline ; 3c & 1c set | Petronella turn to sides (3,2,1)
- 25- 2c (+1c following) dance up to top | cast off (to 3,1,2) ; all turn P BH (3,1,2)

