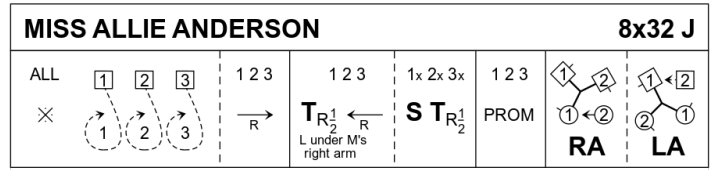


White Rose Festival Evening 2023

1 MISS ALLIE ANDERSON J32 · 3/4L

Mina Corson: *The Leaflet Dances with Music* · Crib: *E-cribs* · Diagram: *Keith Rose's Diagrams*

- 1- All clap, 1W+2W+3W dance Rsh once round P to face down with him RHJ ; All lead down the middle
- 9- All M turn P under R arm and lead up to (1x,2x,3x) ; All set, ½ RH turn into
- 17- 1c+2c+3c Promenade (1,2,3)
- 25- 1c+2W RHA, 1M finishing 2pl own side (2M up on [3-4]) ; 1c+2M LHA (2W up on [7-8]) to (2,1,3)



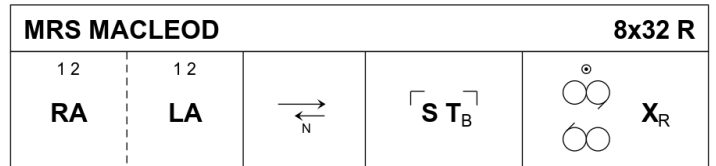
Mina Corson, RSCDS Leaflet 14

3C/4C longwise set.

2 MRS MACLEOD R32 · 3/4L

RSCDS VI 11 · Crib: *E-cribs* · Diagram: *Keith Rose's Diagrams*

- 1- 1c+2c RHA ; LHA
- 9- 1c lead down the middle (2c up) ; and up to face 1cnrs
- 17- 1c set to and turn corners, finish between corners
- 25- Lsh Reels3{6} on the sides, 1c cross RH.



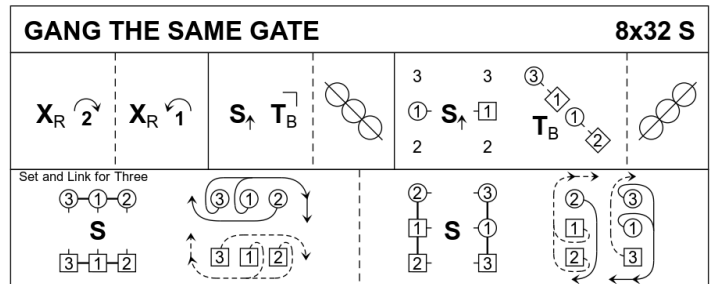
Boulogne, 1827, RSCDS Book 6.11

3C/4C longwise set.

3 GANG THE SAME GATE S32 · 3/4L

Milton Levy: *RSCDS XXXVI 4* · Crib: *E-cribs* · Diagram: *Keith Rose's Diagrams*

- 1- 1c cross RH | cast off 2 (2c+3c up) ; 1c cross RH and cast up (3c down) to (2,1,3)
- 9- 1c set passing Lsh | turn 1cnrs BH ; ½Reel4 with 2cnrs, at end 1c curve R to between end cpl (M above facing W below)
- 17- 1c set passing Lsh, turn 4cnr (2cnr persons) BH ; ½Reel4 with 1cnrs, at end curve R to end as (3x,1x,2x)
- 25- All S&Link3 ; repeat (2,1,3)



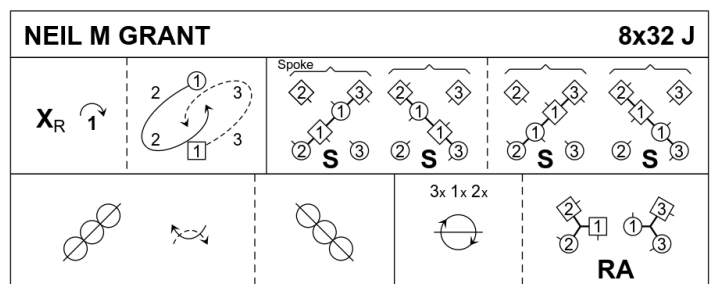
Milton Levy, RSCDS Book 36.4

3C/4C longwise set.

4 NEIL M GRANT J32 · 3/4L

Christine Grant: *RSCDS XLIX 1* · Crib: *E-cribs* · Diagram: *Keith Rose's Diagrams*

- 1- 1c cross RH | cast off (2c up) ; ½ Fig8 R (round 3cnr) to join with P LH and 1cnrs RH
- 9- The Spoke: BiL{1}, advance LHJ cclw to next cnr {1} | repeat 3 times, finish facing 1cnr
- 17- 1c+1cnrs ½ diag Reel4, pass Rsh ; 1c+2cnrs ½ Diag Reel4 (3x,1x,2x)
- 25- all chase clw half round ; teapots R (2,1,3)



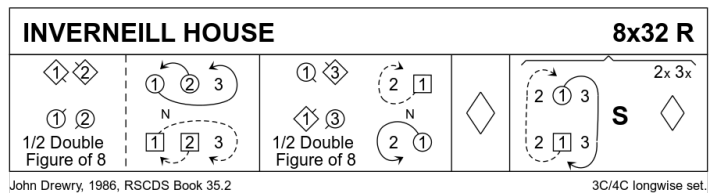
Christine Grant, 2012, RSCDS Book 49.1

3C/4C longwise set.

5 INVERNEILL HOUSE R32 · 3/4L

John Drewry: RSCDS XXXV 2 · Crib: E-cribs · Diagram: Keith Rose's Diagrams

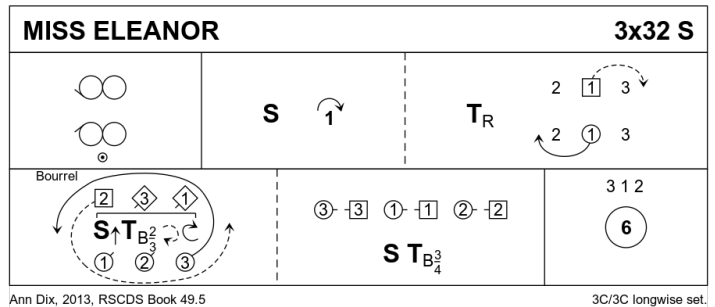
- 1-- 1c+2c ½ DblFig8 (to start, 1c cross down and 2c dance up, 2c finish facing out) ; 1c dance down NHJ between 3c and cast up to 2plx **while{4}** 2c cast up and stand (2x,1x,3)
- 9-- 1c+3c ½ DblFig8 (1c cross down and 3c dance up) ; 1c dance up NHJ between 2c and cast off to 2pl own side (2x,1,3x)
- 17-- 1c Petronella {8} (to 2x,1x,3x)
- 25-- 2c+3c Petronella {8} **while** 1c casts Rsh back | cross (M / W between 3c /2c) ; cast to 2pl | set with 2c+3c (2,1,3)



6 MISS ELEANOR S32 · 3/3L

Ann Dix: RSCDS XLIX 5 · Crib: E-cribs · Diagram: Keith Rose's Diagrams

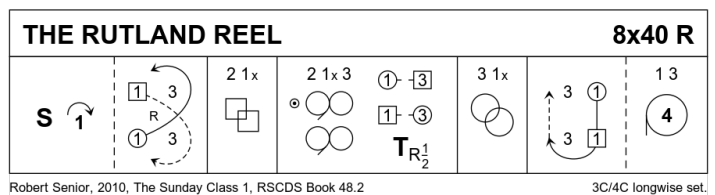
- 1-- Mirror Reels3 on the sides, 2c start out and up
- 9-- 1c set | cast off (2c up) ; turn RH and cast R (2M steps down, 3W up), (to 1,2,3 on M side, 2,3,1 on W side)
- 17-- 3 couple Bourrel (3,1,2)
- 25-- Circle6 and back (3,1,2)



7 THE RUTLAND REEL R40 · 3/4L

Robert Senior: RSCDS XLVIII 2 · Crib: E-cribs · Diagram: Keith Rose's Diagrams

- 1-- 1c set | cast off (2c up) ; cross down RH and cast up to (2,1x,3)
- 9-- 2c+1c La-Chain
- 17-- Reels3{6} on the sides, 1c Rsh to 3c | 1c turn 3c RH ½ on sides (2,3,1x)
- 25-- 3c+1c M-Chain (2,3,1x)
- 33-- 1W followed by 1M cast up and cross to own side (3c down) ; 1c+3c Circle4 L (2,1,3)



8 192 MILES HOME J48 · 4S

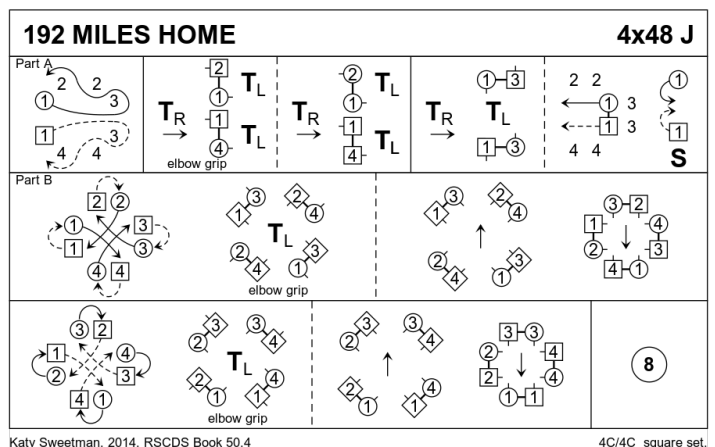
Katy Sweetman: RSCDS L 4 · Crib: E-cribs · Diagram: Keith Rose's Diagrams

Part A

- 1-- 1c dance between 3c, divide, and cast back round 3M(3W) into the centre, dance out through side couples and back to places
- 9-20 1c turn P (R elbow grip) | turn next person in the circle (L elbow grip) ; repeat {4} twice, always with next person down on the same side
- 21-24 1c dance back to places and face out | set turning inwards to face in (1,2,3,4)

Part B

- 1-- 2 bars of Schiehallion reel (M through middle) | turn new cnr (L elbow grip) ; advance with cnr (M on L) | M retire with the W on the L
- 9-- 2 bars of Schiehallion reel (W through middle) | turn new cnr (L elbow grip) ; advance with cnr (W on L) | all retire with P (2,3,4,1)
- 17-- Circle 8 and back

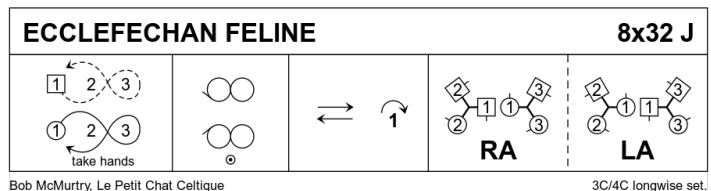


Interval

9 ECCLEFECHAN FELINE J32 · 3/4L

Bob McMurtry: *Le Petit Chat Celtique* · Crib: *E-cribs* · Diagram: *Keith Rose's Diagrams*

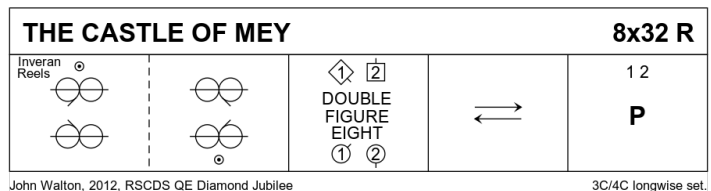
- 1- 1c Fig8 on own side (start in and down ; take NH where possible).
- 9- 1c+2c+3c Mirror Reels3 on own sides (2c start out & up)
- 17- 1c dance down middle {3}, up {3}, and cast off (2c up)
- 25- Teapots R ; and L (1M+3c & 1W+2c RHA, 1c pass Rsh ; 1M+2c & 1W+3c LHA) (2,1,3)



10 THE CASTLE OF MEY R32 · 3/4L

John Walton: *QE Diamond Jubilee Dances* · Crib: *E-cribs* · Diagram: *Keith Rose's Diagrams*

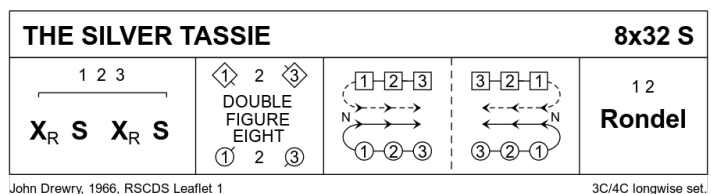
- 1- Inveran Reels3 on the sides, 1c crossing down to start (1,2,3)
- 9- 1c+2c DblFig8, 1c cross down to start
- 17- 1c lead down the middle and up, finishing for
- 25- 1c+2c Poussette



11 THE SILVER TASSIE S32 · 3/4L

John Drewry: *The Leaflet Dances with Music* · Crib: *E-cribs* · Diagram: *Keith Rose's Diagrams*

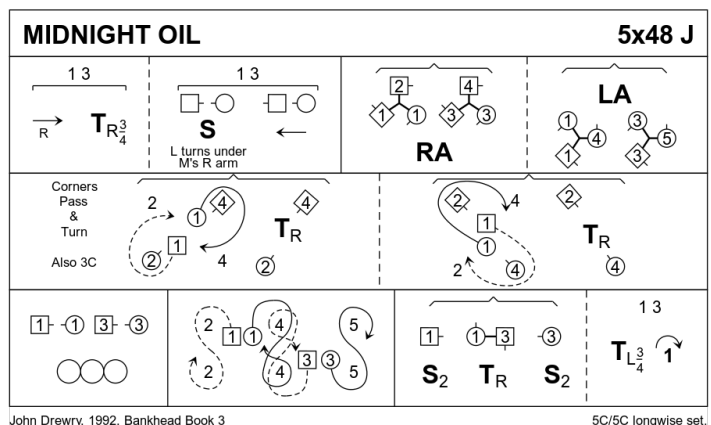
- 1- 1c+2c+3c cross RH | set ; repeat
- 9- 1c+3c DblFig8 round 2c (1c cross down, 3c cast up)
- 17- 1c followed by 2c+3c dance down the middle (2c & 3c divide) ; 1c (leading) +2c+3c dance up
- 25- 1c+2c Rondel (2,1,3).



12 MIDNIGHT OIL J48 · 5/5L

John Drewry: *Bankhead Book Part 3* · Crib: *E-cribs* · Diagram: *Keith Rose's Diagrams*

- 1-- 1c+3c lead far down (2c+4c up) | turn ¾ RH and face P, RHJ ; set , W turning under M's arm | 1c+3c dance up (W leading)
- 9-- 1c+2W & 3c+4W RHA ; 1c+4M & 3c+5M LHA, 1c+3c finish facing 1cnrs
- 17-- 1c+3c with 1cnrs pass and turn, pass P Rsh ; repeat with 2cnrs, at end pass P Rsh onto midline, W above and facing M
- 25-- Reel4 on midline, at end pass Rsh in the middle to finish 1c facing out in 2pl on W side / likewise 3c in 4pl on M side
- 33-- 1c dance out between 2W & 4W, split, cast round them, meet in middle, repeat through M side **while{8}** 3c do the same, starting between 4M & 5M. (1M & 3W pass Lsh between 4c). All finish where they started the reel, but 1M faces 3W
- 41-- 1W+3M set twice facing up and down **while{4}** 1M+3W turn RH to face P ; 1c+3c turn P LH ¾ | cast off on own side (4c+5c up) (2,4,1,5,3)

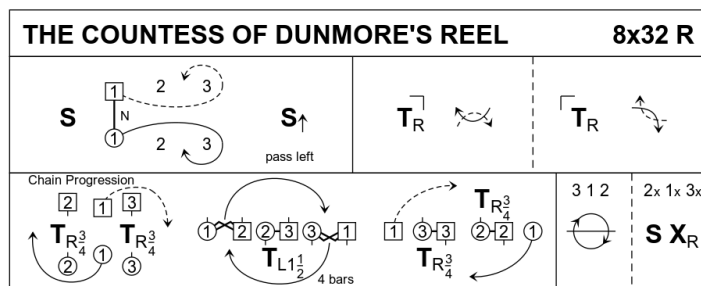


13 THE COUNTESS OF DUNMORE'S REEL R32 · 3/4L

Deirdre MacCuish Bark: RSCDS XLIX 12 · Crib: E-cribs · Diagram: Keith Rose's Diagrams

- 1-- 1c set | dance down (2c up) ; cast up round 3c | set advancing to face 1cnr
- 9-- 1c turn 1cnr RH, pass Rsh; turn 2cns RH, pass Rsh to face out in 2pl (cnrs dance for {4}) (2,1,3)
- 17-- [3C Chain Progression] 1c cast ¼ clw round set **while** 2c & 3c Turn RH ¾ | 2M+3W turn LH 1½ **while{4}** the others promenade clw ½ round set | 3c+2c turn RH ¾
- 25-- all chase ½ way clw ; set | cross RH (2,1,3)

3C Chain Progression was earlier known as Chaperoned Chain Progression



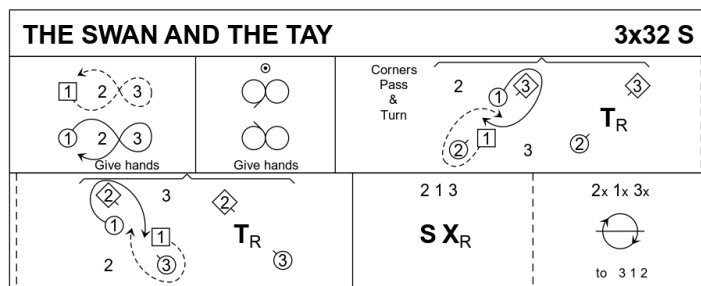
Deirdre MacCuish Bark, RSCDS Book 49.12

3C/4C longwise set.

14 THE SWAN AND THE TAY S32 · 3/3L

Audrey Saunders: Scottish Country Dances for Perth 800 · Crib: E-cribs · Diagram: Keith Rose's Diagrams

- 1-- 1c (in and down) Fig8 on own sides (give hands) (1,2,3)
- 9-- 1c cross into Reels3{6} on opp. sides | 2c dance up as 1c face 1cnr
- 17-- 1c+cnrs Pass&Turn, pass Rsh ; repeat with 2cnr, finish (2,1,3)
- 25-- All set | cross RH ; chase ½ clw to (3,1,2)



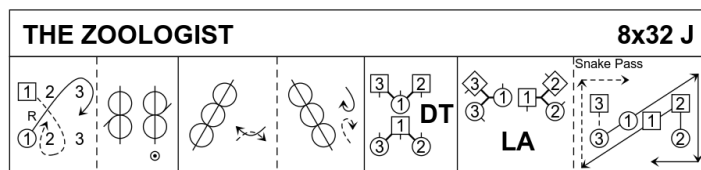
Audrey Saunders, Scottish Country Dances for Perth 800

3C/3C longwise set.

15 THE ZOOLOGIST J32 · 3/4L

Duncan Brown: RSCDS XLVI 12 · Crib: E-cribs · Diagram: Keith Rose's Diagrams

- 1-- 1c cross down RH (2c up) and cast R to between end cpl facing 4cnr ; ½ Lsh Reels3 across, 1c face 1cnr (pos)
- 9-- ½ Reel4 on 1diag, 1c pass Rsh and face 2cnr pos. ; ½ Reel4 on 2diag, 1c finish BtoB in middle facing opposite side (3, 1x_mid, 2)
- 17-- DTr, 1c finish Rsh to Rsh facing opposite side
- 25-- 3c+1M & 1W+2c LHA finish as started ; 1M leading 3c & 1W leading 2c dance to 1cnr {1}, 4cnr {2}, 2pl own side {1}, to finish (2,1,3). This is like the »Snake Pass«, but with sharp angles, forming the letter »Z« for Zoologist (from a note by the deviser).



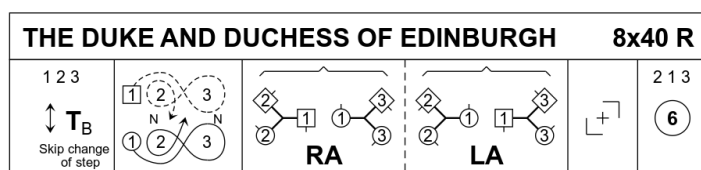
Duncan Brown, RSCDS Book 46.12

3C/4C longwise set.

16 THE DUKE AND DUCHESS OF EDINBURGH R40 · 3/4L

Allie Anderson & Florence D. Lesslie: RSCDS XXXIX 7 · Crib: E-cribs · Diagram: Keith Rose's Diagrams

- 1-- 1c+2c+3c A&R ; all turn P BH (in SkCh) to own places, (1c finish facing out)
- 9-- 1c cast off, dance (NHJ where possible) between 3c, cast up, dance between 2c, cast off (2c up) to put 1M below 1W for
- 17-- 1W+2c & 1M+3c RHA, 1c pass Rsh ; 1M+2c & 1W+3c LHA, 1c pass Lsh to face 1cnrs
- 25-- Turn cnr, P, cnr, cross LH (On 2nd time through 1c cross LH to 4pl (3c up), ready for next start)
- 33-- Circle6 and back



Allie Anderson & Florence Lesslie, 1947, RSCDS Book 39.7

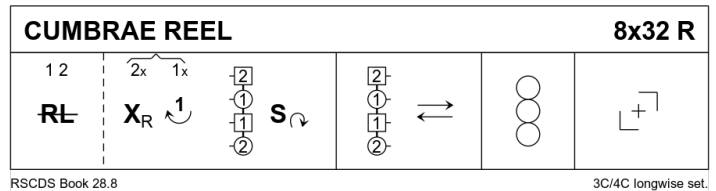
3C/4C longwise set.

Extras

17 THE CUMBRAE REEL R32 · 3/4L

RSCDS XXVIII 8 · Crib: E-cribs · Diagram: Keith Rose's Diagrams

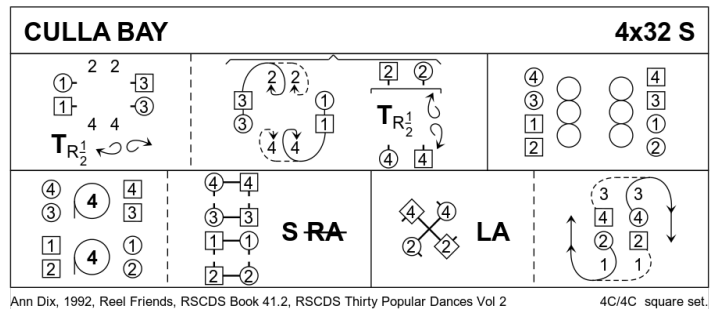
- 1- 1c+2c half R&L ; 2c cross RH to own side **while**{4} 1c dance up to between 2c, all facing up NHJ | set in line across and pivot R the second PdB to face down
- 9- In line of 4 dance down the middle (turn R about) ; and up, finishing with 1c BtoB between 2c
- 17- 1c+2c Reel4 across the dance, 1c finishing facing corners
- 25- 1c turn corner, P, corner, cross over to own sides (2,1,3)



18 CULLA BAY S32 · 4S

Ann Dix: RSCDS XLI 2 · Crib: E-cribs · Diagram: Keith Rose's Diagrams

- 1- 1c+3c turn RH ½ with person opposite, face that person | twirl R and into opposite place ; 2c+4c repeat this and face in **while**{4} 1c+3c (W leading) chase ¼ clw | curve into centre and swivel R to face out (1c facing 4pl and 3c facing 2pl)
- 9- Parallel Reels4 across
- 17- 2c+1c & 3c+4c circle4 L ; face other couple and set | ½ RHA, flowing into
- 25- 2c+4c LHA in the middle ; dance out passing same sex standing dancer on the side Rsh, and chase R (M leading) to 1pl/3pl (to 2,3,4,1).



19 MRS STEWART'S JIG J32 · 3/4L

Frans Ligtmans: RSCDS XXXV 1 · Crib: E-cribs · Diagram: Keith Rose's Diagrams

- 1- 1c set | 1W casts, 1M following, round 3W, 1W dances up round 3M and 1M dances up the middle, 1c face 3c (2c up on 7-8) (2,1x,3)
- 9- 2c+1c+3c G-Chain (2c cross), 2M+1M finish facing out
- 17- 2c+1c L-Chain
- 25- 2c+1c+3c A&R ; 1c turn RH 1½ to (2,1,3)

