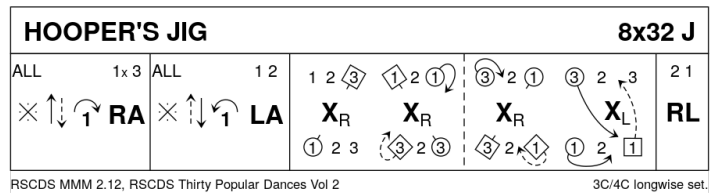


# White Rose Festival Evening 2022

## 1 HOOPER'S JIG J32 · 3/4L

Miss Milligan's Miscellany of Scottish Country Dances · Crib: E-cribs · Diagram: Keith Rose's Diagrams

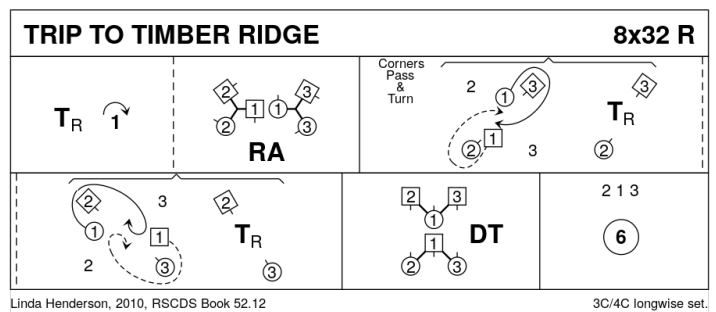
- 1-- All clap, 1c cross Rsh and cast off one (2c up) ; 1c+3c RHA
- 9-- All clap, 1c cross back Rsh, cast up to own place (2c down) ; 1c+2c LHA
- 17-- 1M+3W change places RH | 1W+3M change RH, **while{2}** 1M+3W dance a Rsh loop ; 1M+3W cross back RH **while{2}** 1W+3M loop | 1W+3M cross back LH, 1W to 2pl **while{2}** 1M casts to 2pl (2c up)
- 25-- 2c+1c R&L



## 2 TRIP TO TIMBER RIDGE R32 · 3/4L

Linda Henderson: RSCDS LII 12 · Crib: E-cribs · Diagram: Keith Rose's Diagrams

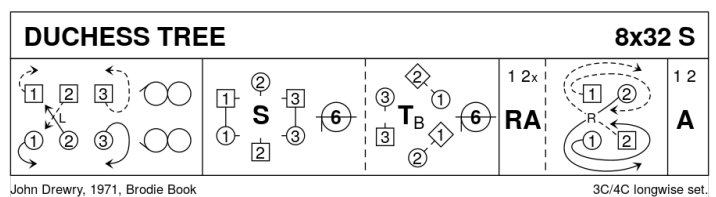
- 1-- 1c turn RH | cast (2c up) ; 1W+2c & 1M+3c RHA, 1c facing 1cnrs at end
- 9-- Corners Pass and Turn, on [16] 1c pull Rsh back to finish BtoB in centre facing opposite side
- 17-- DTr, on [23-24] 1c Petronella turn to 2pl (2,1,3)
- 25-- Circle6 and back



## 3 THE DUCHESS TREE S32 · 3/4L

John Drewry: Summer Collection, Set 4 (Scottish Country Dances, Volume 4) · Crib: E-cribs · Diagram: Keith Rose's Diagrams

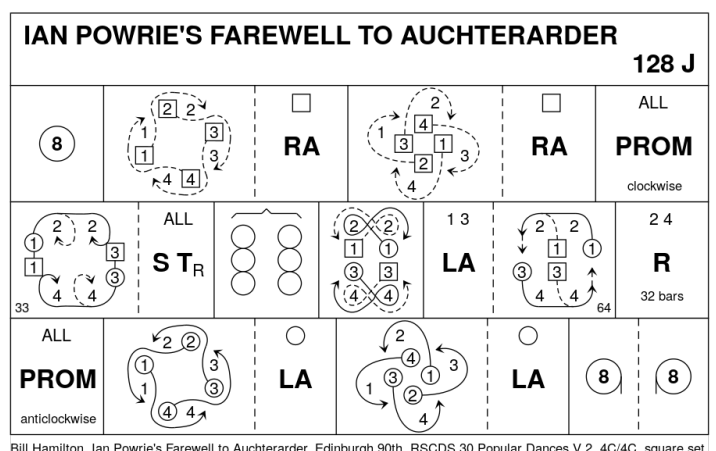
- 1-- Mirror Reels3 on the sides (1c cast off, 2c cross up LH, 3c join NH facing down and cast up), all c touch hands when possible, at end 1c&3c dance to own place NHJ and turn inwards so 1c faces 3c NHJ (12x,3)
- 9-- All set | all circle6 L ; all M turn W on their right BH | continue circle6 (to 1,2x,3)
- 17-- 1c+2c RHA ; 1c cast off one and lead up to 1pl **while** {4} 2c lead up, cross, cast off and meet P, ready for 1c+2c Allemande (2,1,3).
- 25--



## 4 IAN POWRIE'S FAREWELL TO AUCHTERARDER J128 · 4S

Bill Hamilton: Thirty Popular Dances, Volume Two · Crib: E-cribs · Diagram: Keith Rose's Diagrams

- 1-- Circle8 L and back
- 9-- All W pass in front of P, dance behind next M ; RHA in the centre
- 17-- All W cross in front of opposite M, dance behind next M ; RHA, joining P for
- 25-- All Promenade once round clw (but see note)
- 33-- 1c+3c (W following M) dance on 1 place clw and in (M round M, W round W) to face next couple ; set to and turn that person RH
- 41-- Reels4 across
- 49-- Fig8, 1c round 2c, 3c round 4c
- 57-- 1c+3c LHA ; 1c/3c dance out Lsh round 2c/4c (M round M, W round W) and cclw to places
- 65--96 2c+4c repeat bars 33-64
- 97-- All Promenade once round cclw
- 105-120 The Men repeat [9-24] cclw with LHA in the centre
- 121-- Circle8 RIGHT and back (see note)

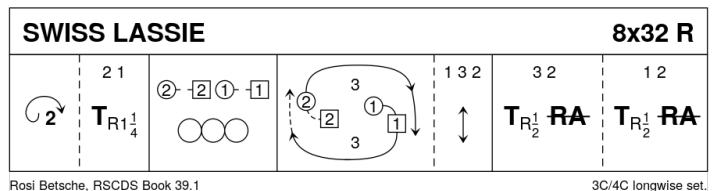


Note: This crib follows the current way of dancing. In the original instructions, the promenade [25-32] is cclw. Bill Hamilton said in 'hindsight' this promenade should be clw, but preferred not to change the official instructions. Bill disapproved of another variant, where the circle [121-128] is continued to the R only.

**5 SWISS LASSIE R32 · 3/4L**

Rosi Betsche: RSCDS XXXIX 1 · Crib: E-cribs · Diagram: Keith Rose's Diagrams

- 1- 1c cast off 2 (dance in to begin) (2c+3c up) ; 2c+1c 1¼ turn RH to midline, facing P
- 9- 2c+1c Reel4 on midline, 2M and 1W end facing opposite side, with P behind
- 17- 2c & 1c chase clw round 3c to (1,3,2) ; All A&R
- 25- 3c+2c turn RH ½, leading into ½ RHA, to sidelines ; 1c+2c repeat (2,1,3)



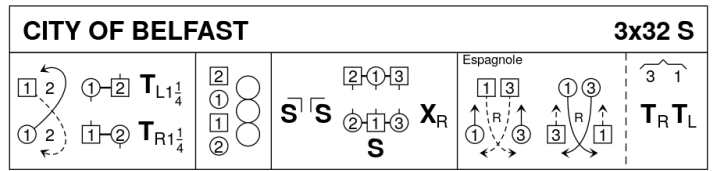
Rosi Betsche, RSCDS Book 39.1

3C/4C longwise set.

**6 CITY OF BELFAST S32 · 3/3L**

Lucy Mulholland: RSCDS XLVIII 6 · Crib: E-cribs · Diagram: Keith Rose's Diagrams

- 1- 1c ½ Fig8 round 2c ; 1c turn 2c EH 1¼ into line across, 1c in the middle
- 9- 1c+2c Reel4, finish 2c in 1pl and 1c (last pass is Lsh) facing 1cnr
- 17- 1c set to 1cnr | set to 2cnr, dancing R into sideline (2,1x,3) ; All set | 1c cross RH
- 25- 1c+3c Espagnole (2,3,1)



Lucy Mulholland, 2007, Belfast Diamond Jubilee Book, RSCDS Book 48.6

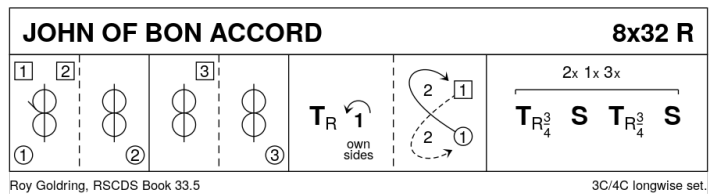
3C/3C longwise set.

Espagnole: both W lead RHJ to M side, cross and cast back to exchanged places while Men cross to W side, lead RHJ back to M side crossing to exchanged places ; all turn P EH (2,1)

**7 JOHN OF BON ACCORD R32 · 3/4L**

Roy Goldring: RSCDS XXXIII 5 · Crib: E-cribs · Diagram: Keith Rose's Diagrams

- 1-16 4 progressive ½Reels3 across, as follows: 1c+2W (1c start Rsh to P) ; 1c+2M (start Lsh) ; 1c+3W (Rsh) ; 1c+3M (Lsh), 1c finish in 3pl a bit in from the sidelines (2c & 3c finish their reels in 1plx and 2plx)
- 17- 1c turn RH, cast up one place on own sides (3c down) ; 1c ½ Fig8 round 2c (2x,1x,3x)
- 25- All turn P ¾ RH to face P along the midline | All Set retaining RHJ ; all turn P ¾ RH | All Set (2,1,3)



Roy Goldring, RSCDS Book 33.5

3C/4C longwise set.

**8 1314 (THIRTEEN-FOURTEEN) M128 · 4S**

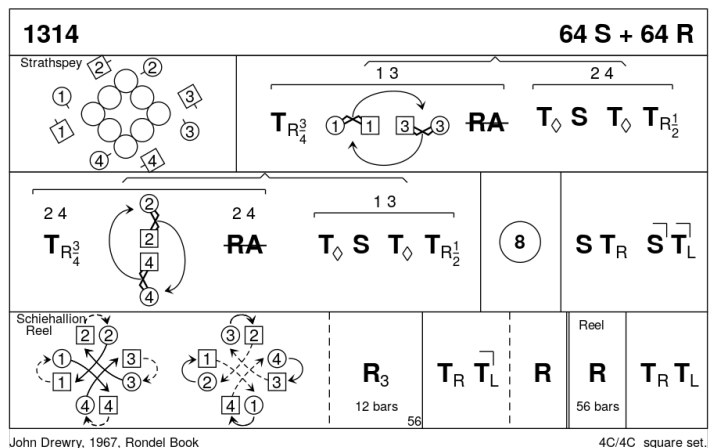
John Drewry: Rondel Book of SCD · Crib: E-cribs · Diagram: Keith Rose's Diagrams

Strathspey

- 1- All dance interlocking Rsh Reels4
- 9- 1c+3c turn P ¾ RH | Promenade clw ½ round set | ½ RHA to places **while(8)** 2c+4c (face P) Petronella Turn | set (others pass between) ; Petronella Turn | turn RH ½ to places
- 17- Repeat with exchanged figures (1c+3c Petronella Turn etc ; 2c+4c turn ¾ RH, etc)
- 25- Circle8 and back
- 33- All C set to and turn P RH ; set to and turn cnr LH (and W face out)
- 41-56 Schiehallion reel
- 57- All C turn P RH | turn cnr LH ; repeat

Reel

- 65-120 Repeat [1-56] in reel time ;
- 121-128 All C turn R elbow grip ; turn L elbow grip (or 8 bars R elbow grip)



John Drewry, 1967, Rondel Book

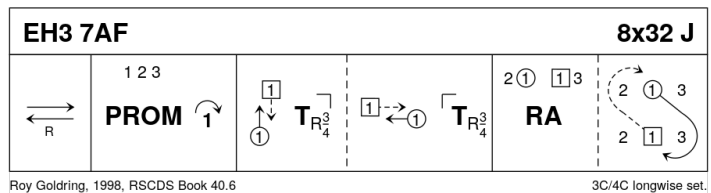
4C/4C square set.

**9 INTERVAL**

**10 EH3 7AF J32 · 3/4L**

Roy Goldring: RSCDS XL 6 · Crib: E-cribs · Diagram: Keith Rose's Diagrams

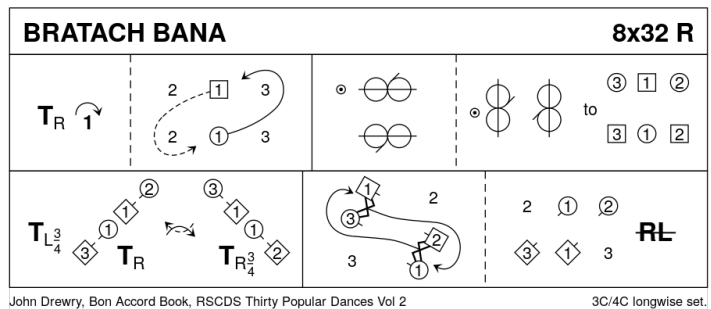
- 1- 1c lead down the middle and up, on [8] 2c+3c step in for
- 9- 1c+2c+3c Promenade, at end 1c cast off (to 2,1,3)
- 17- 1c cross Rsh | turn 1cnr RH ; cross up/dn Rsh | turn 2cnr RH (2,1x,3) |
- 25- 2c+1M & 1W+3c RHA ; 1c ½Fig 8 Rsh round 4cnr (2,1,3)



**11 BRATACH BANA R32 · 3/4L**

John Drewry: Thirty Popular Dances, Volume Two · Crib: E-cribs · Diagram: Keith Rose's Diagrams

- 1- 1c turn RH | cast off (2c up) ; ½ Fig8 to R around 1cnr (to 2,1x,3)
- 9- ½Reel3 on sides (Rsh to 2cnr) ; ½Reel3 across (Lsh to 3cnr position), finish on sides (3x,1,2x)
- 17- 1c turn ¼ LH, Turn 1cnr person (3cnr position) RH ; pass Rsh, turn 2cnr person (4cnr position) ¾ RH to promhold (cnr on the right)
- 25- These pairs change places Rsh | drop LH and turn RH ½ to sidelines ; half diagonal R&L (1st diagonal direction)

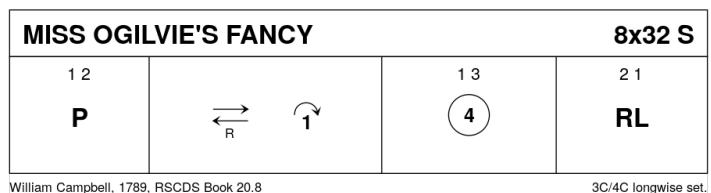


Note: [27-28] was originally 2 PdB in promhold.

**12 MISS OGILVIE'S FANCY S32 · 3/4L**

William (18C) Campbell: RSCDS XX 8 · Crib: E-cribs · Diagram: Keith Rose's Diagrams

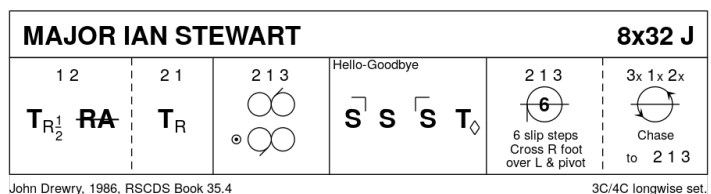
- 1- 1c+2c Poussette (1,2,3)
- 9- 1c lead down the middle and up | cast off (2c up)
- 17- 1c+3c Circle4 and back
- 25- 2c+1c R&L



**13 MAJOR IAN STEWART J32 · 3/4L**

John Drewry: RSCDS XXXV 4 · Crib: E-cribs · Diagram: Keith Rose's Diagrams

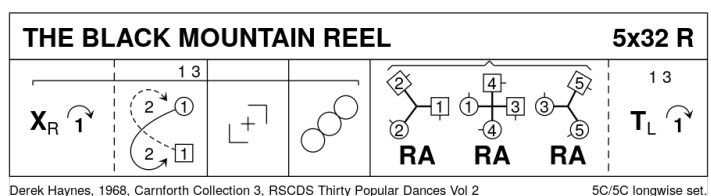
- 1- 1c+2c turn RH ½ into | ½ RHA into ; 2c+1c turn RH, 2c finish facing out (2,1,3)
- 9- Opposing Reels3 on own sides (1c inwards, Rsh to 4cnr) 1c finish facing 1cnr, 2c+3c finish with loops
- 17- SetH&G to (2,1,3)
- 25- Circle6 L {3}, cross R foot over L and chase back cclw to (2,1,3)



**14 THE BLACK MOUNTAIN REEL R32 · 5/5L**

Derek Haynes: Thirty Popular Dances, Volume Two · Crib: E-cribs · Diagram: Keith Rose's Diagrams

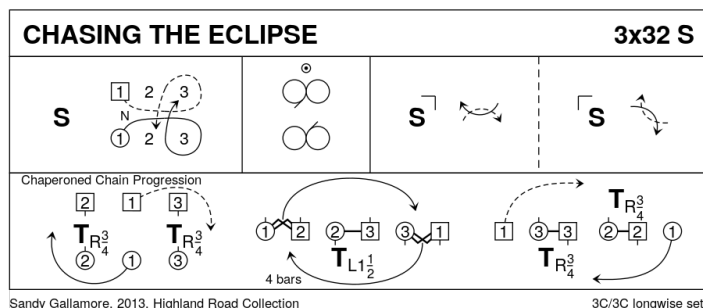
- 1- 1c & 3c cross RH | cast off (2c+4c up) ; ½ Fig8 up and face 1cnr
- 9- Turn CPCP (1c & 3c turn 1cnr RH, P LH, 2cnr RH, P LH), finish facing 1cnr
- 17- 1c & 3c Reels4 with 1cnrs, at the end pass P Lsh.
- 25- 1W+2c (top), 1M+4c+3W (middle) and 3M+5c (bottom) RHA ; 1c & 3c turn LH and cast off (4c+5c up). (to: 2,4,1,5,3)



**15 CHASING THE ECLIPSE** S32 · 3/3L

Sandy Gallamore: *The Highland Road Collection* · Crib: *MiniCrib*s · Diagram: *Keith Rose's Diagrams*

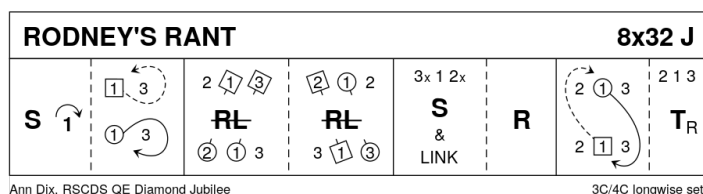
- 1-8 1s set, dance down below 3s (2s step up), cast up to 2nd place, pass LSh to face 1st corners
- 9-16 1s dance RSh reels of 3 on opposite sides, 1s end facing 1st corners
- 17-24 1s set to 1st corners, dance 3/4 round partner by RSh, 1s set to 2nd corners, dance round partner to own side, face out,
- 25-32 Promenade (Chaperoned) Chain progression:  
**25-26** 2s & 3s 3/4 turn partner RH into middle **while** 1s dance clockwise 1/4 round the set picking up 2L/3M ...  
**27-30** who promenaded 1/2 way clockwise **while** middle people (2M + 3L) turn LH 1.1/2.  
**31-32** 2s & 3s turn partner RH 3/4 to own sides **while** 1s dance clockwise 1/4 round to end in 2nd place. 3 1 2



**16 RODNEY'S RANT** J32 · 3/4L

Ann Dix: *QE Diamond Jubilee Dances* · Crib: *E-cribs* · Diagram: *Keith Rose's Diagrams*

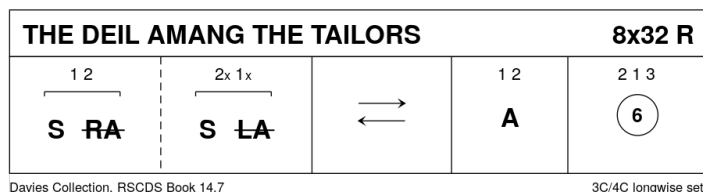
- 1- 1c set | cast (2c up) ; dance between 3c and cast up (2,1,3)
- 9- Diagonal R&L (3x,1,2x)
- 17- All S&Link3 into lines across ; repeat (2,1x,3)
- 25- 1c 1/2 Fig8 L (W up, M down) ; All turn P RH (2,1,3)



**17 THE DEIL AMANG THE TAILORS** R32 · 3/4L

RSCDS XIV 7 · Crib: *E-cribs* · Diagram: *Keith Rose's Diagrams*

- 1- 1c+2c set, 1/2 RHA ; set, 1/2 LHA
- 9- 1c lead down the middle and up, 2c step in for
- 17- 1c+2c Allemande
- 25- 2c+1c+3c circle6 and back.

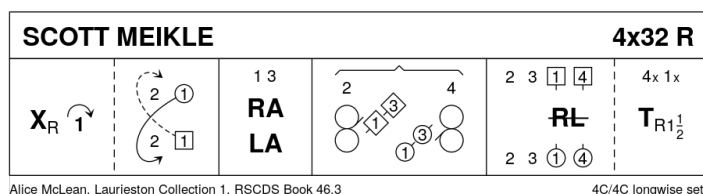


**18 EXTRAS**

**19 SCOTT MEIKLE** R32 · 4/4L

Alice McLean: *RSCDS XLVI 3* · Crib: *E-cribs* · Diagram: *Keith Rose's Diagrams*

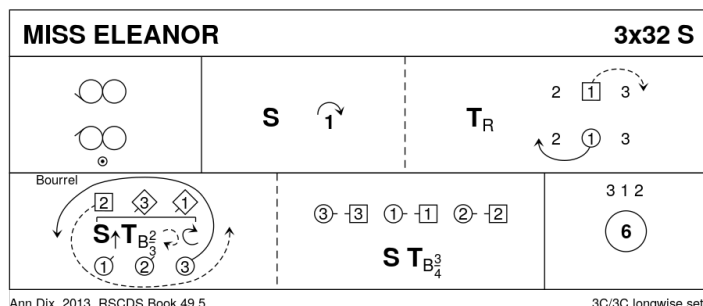
- 1- 1c cross RH | cast (2c up) ; 1/2 Fig8 up (2,1,3,4)
- 9- 1c+3c RHA, LHA (2,1,3,4)
- 17- Lsh opposing Reels3 across: (1W+3W behind dancing as one) with 2c and (3M+1M behind) with 4c (to 2,3,1,4)
- 25- 1c+4c 1/2 R&L ; turn RH 1/2 (2,3,4,1)



**20 MISS ELEANOR** S32 · 3/3L

Ann Dix: *RSCDS XLIX 5* · Crib: *E-cribs* · Diagram: *Keith Rose's Diagrams*

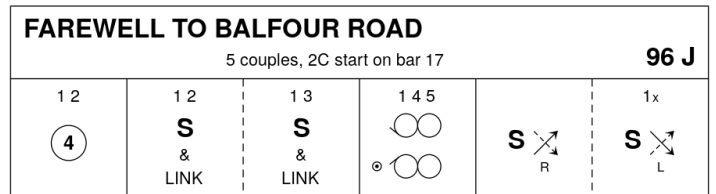
- 1- Mirror Reels3 on the sides, 2c start out and up
- 9- 1c set | cast off (2c up) ; turn RH and cast R (2M steps down, 3W up), (to 1,2,3 on M side, 2,3,1 on W side)
- 17- 3 couple Bourrel (3,1,2)
- 25- Circle6 and back (3,1,2)



## 21 FAREWELL TO BALFOUR ROAD J32 · 5/5L

Andrew Buxton: RSCDS LII 7 · Crib: MiniCribs · Diagram: Keith Rose's Diagrams

- 1-8** 1s+2s circle 4H round & back  
**9-16** 1s+2s Set+Link; 1s+3s Set+Link  
**17-24** 2s *start while* 1s+4s+5s dance mirror reels of 3 on sides (1s in/down to start)  
**25-32** 1s set, cross down RH to 4th place (4s step up); 1s set, cross down LH to 5th place (5s step up)  
*New top couple start every 16 bars. Repeat until 1s back in 1st place, they stand for 16 bars while 5s continue bars 17-32 ending back in 5th place*



Andrew Buxton, 2015, RSCDS Book 52.7

5C/5C longwise set.