

White Rose 2019 Afternoon Programme (Juniors)

1 IT SHOULD BE FUN J32 · 4/4L

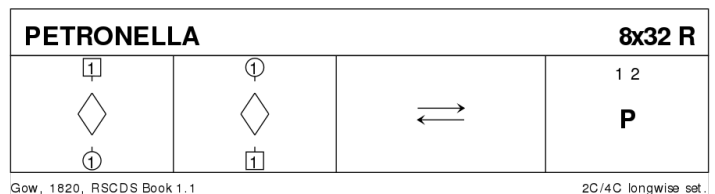
Roy Goldring: Graded and Social Dances 3 - 16 Dances · Crib: E-cribs

- 1- 1c+2c+3c A&R ; Turn P RH into promhold for
- 9- 1c+2c+3c Promenade
- 17- 1c lead down the middle and up, and face out
- 25- 1c cast behind 2c | dance between 3c ; cast behind 4c (2c+3c+4c up) | 1c turn RH (2,3,4,1)

2 PETRONELLA R32 · 2/4L

RSCDS I 1 · Crib: E-cribs · Diagram: Keith Rose's Diagrams

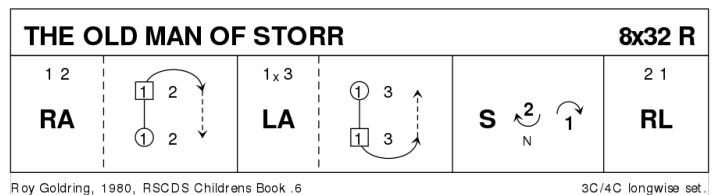
- 1- 1c Petronella Turn | set ; repeat (1x,2)
- 9- Repeat (1,2)
- 17- 1c lead down the middle and up
- 25- 1c+2c Pousette (2,1)



3 THE OLD MAN OF STORR R32 · 3/4L

Roy Goldring: Scottish Country Dances for Children · Crib: E-cribs · Diagram: Keith Rose's Diagrams

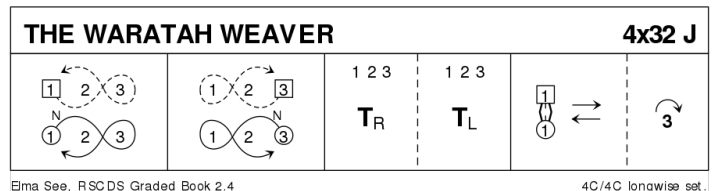
- 1- 1c+2c RHA, 1W ends facing out ; 1W (1M following) casts off (2c up) (2,1x,3)
- 9- 1c+3c LHA, 1W ends facing out ; 1W (1M following) casts off (3c up) (2,3,1)
- 17- 1c set, dance to top NHJ, cast off to 2pl (3c down on 21-22)
- 25- 2c+1c R&L



4 THE WARATAH WEAVER J32 · 4/4L

Elma See: A Second Book of Graded Scottish Country Dances · Crib: MiniCribs · Diagram: Keith Rose's Diagrams

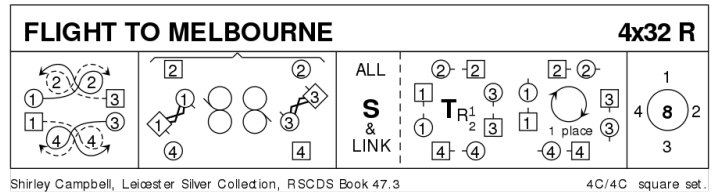
- 1-8 1s dance Figs of 8 on own sides (dancing in & down to start)
- 9-16 3s dance Figs of 8 on own sides (dancing in & up to start)
- 17-24 1s+2s+3s turn RH, turn LH
- 25-32 1s slip step down for 4 steps & back up to top, 1s cast to bottom as 2s+3s+4s step up



5 FLIGHT TO MELBOURNE R32 · 4S

Shirley Campbell: RSCDS XLVII 3 · Crib: E-cribs · Diagram: Keith Rose's Diagrams

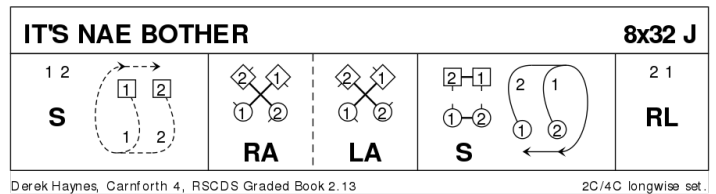
- 1- 1M+3W (and 1W+3M) Fig 8 round 2c (4c) (W crossing in front of M), to own places
- 9- 1c & 3c in promhold Rsh Reels3 across with the nearest members of 2c & 4c, to places.
- 17- All C S&Link (to face P) ; turn RH ½ | chase 1 place clw. (4,1,2,3)
- 25- All Circle8 and back (4,1,2,3)



6 IT'S NAE BOTHER J32 · 2/4L

Derek Haynes: A Second Book of Graded Scottish Country Dances · Crib: E-cribs · Diagram: Keith Rose's Diagrams

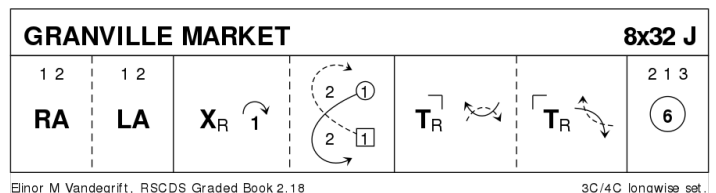
- 1- 1c+2c set, 1W+2W cross, passing P Rsh ; 1W (leading) + 2W chase clw to exchanged places
- 9- 1c+2c RHA ; LHA
- 17- 1c+2c set, 1M+2M cross, passing W opposite Rsh ; 2M (leading) +1M chase clw to (2,1)
- 25- 2c+1c R&L



7 GRANVILLE MARKET J32 · 3/4L

Elinor M Vandegrift: A Second Book of Graded Scottish Country Dances · Crib: E-cribs · Diagram: Keith Rose's Diagrams

- 1- 1c+2c RHA, LHA
- 9- 1c cross RH | cast (2c up) ; ½ Fig8 up to face 1cnr
- 17- 1c turn 1cnr RH | pass Rsh ; turn 2cnr RH | pass Rsh to (2,1,3)
- 25- Circle6 and back



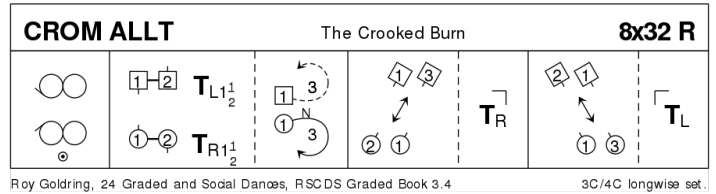
8 A TRIP TO JOHNSONVILLE SCHOOL J32 · 4/4L

Rod Downey: The Tuatara Collection

9 CROM ALLT R32 · 3/4L

Roy Goldring: *A Third Book of Graded Scottish Country Dances* · Crib: *SCDDB Contributed Cribs & Diagrams* · Diagram: *Keith Rose's Diagrams*

- 1- 8 1C mirror reels of 3 on own sides (in and down to start)
- 9-16 1C and 2C turn on sides 1½ times (Men RH and Ladies LH); 1C dance between 3C and cast up to 2nd place on own sides
- 17-24 1C and 1st corners Adv & Ret; 1C and 1st corners turn RH
- 25-32 1C and 2nd corners Adv & Ret; 1C and 2nd corners turn LH

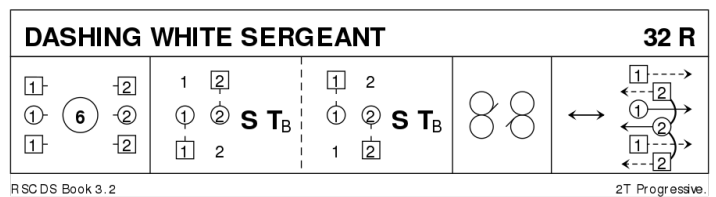


10 THE DASHING WHITE SERGEANT R32 · 3+3RR

RSCDS III 2 · Crib: *E-cribs* · Diagram: *Keith Rose's Diagrams*

Trio face trio RR.

- 1- Circle 6 and back
- 9- Each centre person sets to RH P and turns him/her BH ; repeat with LH P
- 17- Reel 3 across, Lsh to RH P
- 25- In lines of 3 across A&R ; advance Rsh through the opposite line of 3 to meet the next line of 3.



Many variations in handing, polite turns and shoulder exist