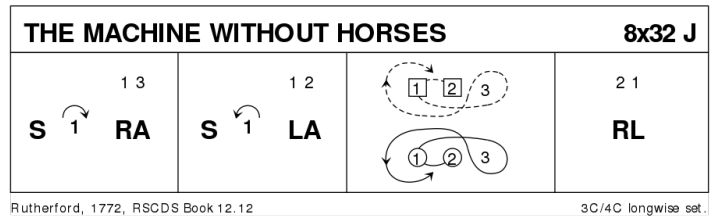


White Rose Festival Junior Programme

1 THE MACHINE WITHOUT HORSES J32 · 3/4L

Rutherford: RSCDS XII 12 · Crib: E-cribs · Diagram: Keith Rose's Diagrams

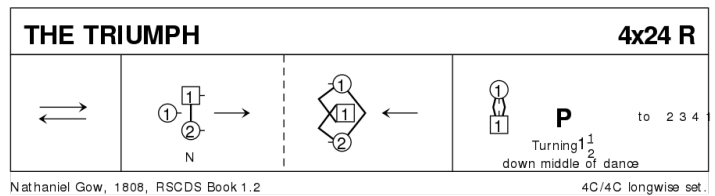
- 1- 1c set | cast off (2c up) ; 1c+3c RHA
- 9- 1c set | cast up (2c down) ; 1c+2c LHA
- 17- 1c followed by 2c dance between 3c, cast up round them, dance up, 1c cast off to 2pl, **while** 2c dance into 1pl (no loops)
- 25- 2c+1c R&L



2 THE TRIUMPH R24 · 4/4L

Nathaniel Gow: RSCDS I 2 · Crib: E-cribs · Diagram: Keith Rose's Diagrams

- 1- 1c lead down the middle and up, 1M presents 1W to 2M
- 9- 1W+2M (NHJ), followed by 1M, dance down the middle ; 1W+2M turn inwards and 1M joins (1W hands crossed and joined to outer hands of 1M+2M, their NH making arch above 1W), all three dance up in TRIUMPH to finish 2M in own place and 1c BHJ on opposite sides
- 17- 1c Poussette down the middle to bottom pl ($\frac{1}{4}$ R turn, progress, $\frac{1}{4}$ turn, $\frac{1}{4}$ turn, progress, progress with $\frac{1}{4}$ turn, $\frac{1}{2}$ turn to own side, fall back to sides), (all other couples step up on 23-24).



3 HEBRIDEAN WEAVING LILT -88 · 4/4L

Scottish Dances collected by Mary Isdal MacNab · Crib: SCDDDB Contributed Cribs & Diagrams

- 1- All BtoB twice
- 9- All turn R then L (linked arms)
- 17- 1c run down to 4c (1 step), turn R 1½ (1 step) | turn 4c L, ptr R ; 3c L, ptr R | 2c L, ptr R
- 25- 1c make arch, run down across kneeling Ms (who clap) ; 1c run up across kneeling Ls (who clap)
- 33- **The Shuttle:** All in middle w/BH hold. 1c dance towards Ms side and back in between 2c and 3c **while** 2c+3c+4c dance towards Ws side and back ; R w/3c+4c | R to fin below 4c ; 2c+3c+4c retire as 1c run up to top
- 41- **The Loom:** 1c&3c face down, 2c&4c up making arch. All dance under/over (1 bar per change); pls at ends take 1 bar to turn about individually and start again.
- 49- **Threading:** W move slightly to L, cross L arm over R, join LH w/ptr, RH w/next M (M do not cross arms). 4L leads string of dancers up the middle under arms, then [from bar 53] acw behind M's line into circle
- 57-72 **Winding the Bobbin:** 1M stands still while 4W leads string of dancers round him in a spiral (8 bars).
1M dives between 4c and leads string clockwise to reform circle.
- 73- All 1½ turn ptr RH (linked arms) | R w/next person LH ; R w/next person RH | R w/next person LH (meet ptr)
- 80-... All turn ptr BH (crossed arms) | going acw on circle move towards exit and leave

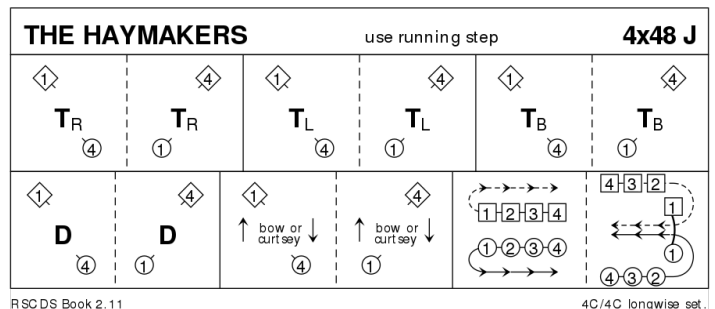
8-bar phrasing is suggested but not always feasible.

4 THE HAYMAKERS J48 · 4/4L

RSCDS II 11 · Crib: E-cribs · Diagram: Keith Rose's Diagrams

Running step is used throughout

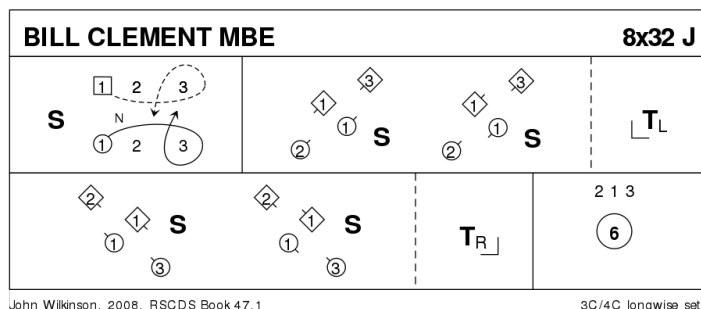
- 1- 1W+4M dance towards the centre, turn RH and return to places ; 1M+4W repeat
- 9- Repeat, using left hand turns
- 17- Repeat, using BH turns ;
- 25- 1W+4M dance BtoB ; 1M+4W repeat
- 33- 1W+4M advance {1}, curtsy/bow {1}, and retire to places {2} ; 1M+4W repeat
- 41- 1c followed by the other C cast off to 4pl, 1c forms arch ; 2c+3c+4c dance up under the arch (2,3,4,1)



5 BILL CLEMENT MBE J32 · 3/4L

John Wilkinson: RSCDS XLVII 1 · Crib: E-cribs · Diagram: Keith Rose's Diagrams

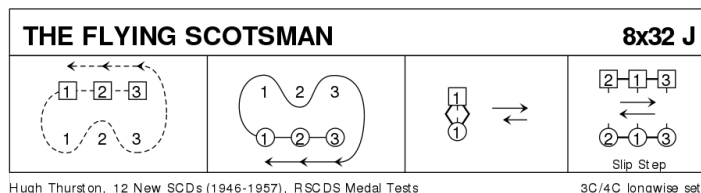
- 1- 1c set | dance between 3c (2c up) and cast up to finish side by side LHJ facing 1cnr
- 9- Set to 1cnr and turn inwards and join RH | set to 3cnr ; turn 3cnr LH to face 2cnr RHJ
- 17- Set to 2cnr and turn inwards and join LH | set to 4cnr ; turn 4cnr RH to (2,1,3)
- 25- Circle6 and back



6 THE FLYING SCOTSMAN J32 · 3/4L

Hugh A Thurston: Dance Scottish, A resource for teaching SCD in schools · Crib: E-cribs · Diagram: Keith Rose's Diagrams

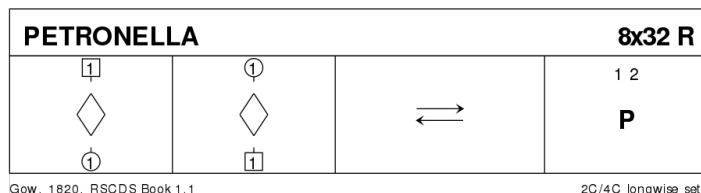
- 1- 1W followed by 2W+3W cross, dance behind 1M, in front of 2M, behind 3M, cross and dance up to own places (Ladies' Train)
- 9- Men repeat (Men's Train)
- 17- 1c BHJ slip down the middle (2c up) ; and up to 2pl (2,1,3)
- 25- 2c+1c+3c (NHJ on sidelines) slip down and back



7 PETRONELLA R32 · 2/4L

RSCDS I 1 · Crib: E-cribs · Diagram: Keith Rose's Diagrams

- 1- 1c Petronella Turn | set ; repeat (1x,2)
- 9- Repeat (1,2)
- 17- 1c lead down the middle and up
- 25- 1c+2c Poussette (2,1)



8 THE GOAT FELL GALLOP J32 · 4/4L

Roy Goldring: Graded and Social Dances 2 - 23 Dances · Crib: E-cribs

- 1- 1W+2W & 3M+4M pass P Lsh, cast 2 places to the L ; repeat back to places
- 9- 1M+2M & 3W+4W repeat, using Rsh
- 17- 1c slip down the middle and up, finish in centre facing up
- 25- 1c cast to bottom (2c+3c+4c up) ; all C turn LH