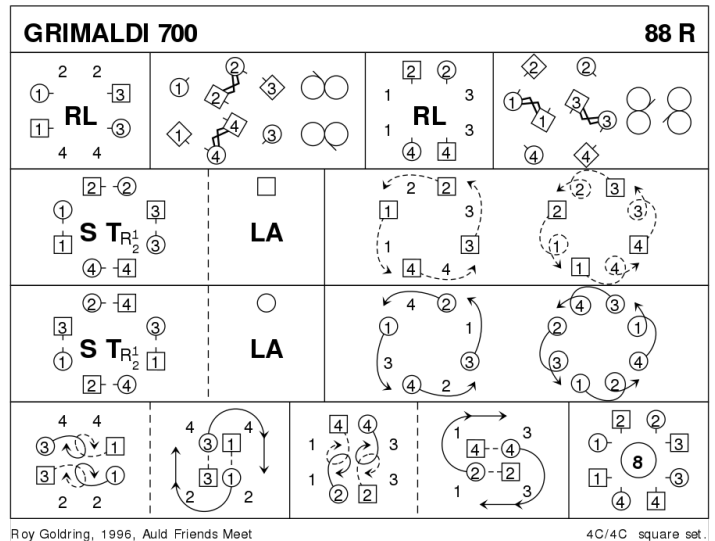


White Rose Afternoon 2018

1 GRIMALDI 700 R88 · 4S

Roy Goldring: *Auld Friends Meet* · Crib: *Eric's E-cribs* · Diagram: *Keith Rose's Diagrams*

- 1– 1c+3c R&L, after last pass finish BtoB with P, facing cnrs.
- 9– 2c (promhold) with 3W+1M and 4c (promhold) with 1W+3M Lsh Reels3 (lengthwise)
- 17-32 2c+4c repeat 16 bars, across
- 33– All C set to P, half turn RH ; all W LHA in middle
- 41– All W pass P Lsh and chase left, loop Lsh round next M, to finish in opposite M's place
- 49– All »mixed pairs« set, half RH turn, all M LHA in the middle
- 57– All M pass the same W Lsh and chase left, loop Lsh round next W, to finish in opposite M's place
- 65– 1c+3c full Turn RH (no hands) with person opposite, both M with W following lead out between side couple and cast right to own place
- 73– 2c+4c repeat
- 81– Circle8 and back

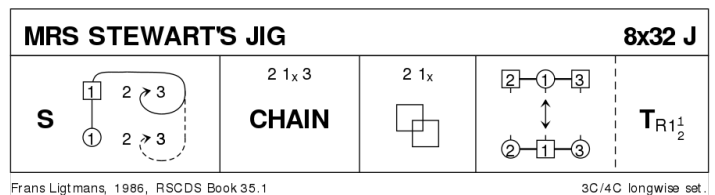


1998? Devised for the 700th anniversary of the arrival of the Grimaldi family in Monaco.

2 MRS STEWART'S JIG J32 · 3/4L

Frans Ligtmans: *RSCDS XXXV 1* · Crib: *Eric's E-cribs* · Diagram: *Keith Rose's Diagrams*

- 1– 1c set | 1W casts, 1M following, round 3W, 1W dances up round 3M and 1M dances up the middle, 1c face 3c (2c up on 7-8) (2,1x,3)
- 9– 2c+1c+3c G-Chain (2c cross), 2M+1M finish facing out
- 17– 2c+1c L-Chain
- 25– 2c+1c+3c A&R ; 1c turn RH 1½ to (2,1,3)



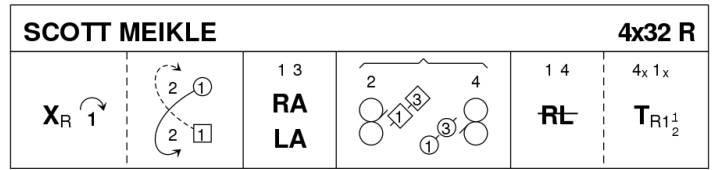
3 THE BONNIE WHITE ROSE S32 · 3/4L

John Drewry: *Bon Accord Book of Scottish Country Dances*

4 SCOTT MEIKLE R32 · 4/4L

Alice McLean: RSCDS XLVI 3 · Crib: Eric's E-cribs · Diagram: Keith Rose's Diagrams

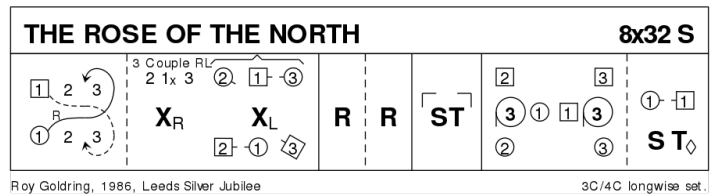
- 1- 1c cross RH | cast (2c up) ; ½ Fig8 up (2,1,3,4)
- 9- 1c+3c RHA, LHA (2,1,3,4)
- 17- Lsh opposing Reels3 across: (1W+3W behind dancing as one) with 2c and (3M+1M behind) with 4c (to 2,3,1,4)
- 25- 1c+4c ½ R&L ; turn RH 1½ (2,3,4,1)



5 THE ROSE OF THE NORTH S32 · 3/4L

Roy Goldring: Silver Jubilee 25 - Leeds Branch · Crib: Eric's E-cribs · Diagram: Keith Rose's Diagrams

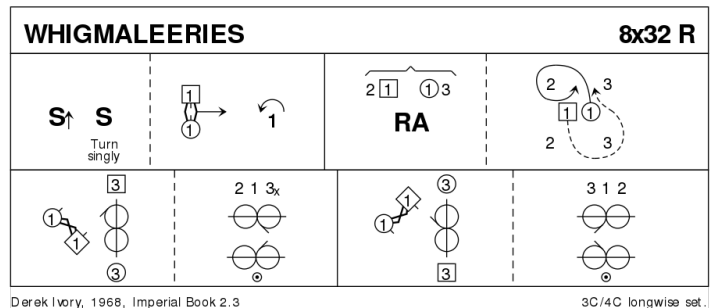
- 1-4 1c lead down, cross below 3c and cast up into 2plx (2c up)
- 5-16 2c+1c+3c R&L for 3 couples
- 17- 1c set to and turn corners, to finish BtoB in the centre, 1M facing up, 1W facing down
- 25- 1M+2c & 1W+3c Circle3 L (at end 1c pull Rsh back to face P) ; 1c set, petronella to 2pl



6 WHIGMALEERIES R32 · 3/4L

Derek Ivory: Imperial Book of Scottish Country Dances - Volumes 1-3 · Crib: Eric's E-cribs · Diagram: Keith Rose's Diagrams

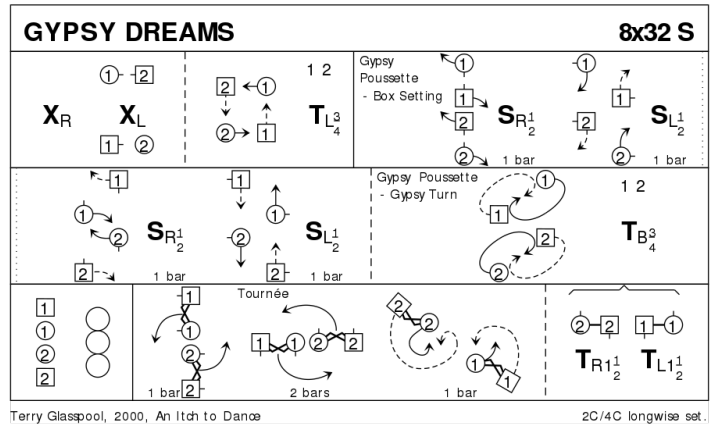
- 1- 1c set adv | Turn single R ; slip down BHJ and cast up (2c up) (2,1,3)
- 9- Teapots R (2c+1W & 1M+3c RHA) ; 1c pass Lsh, cast L round 2c and meet in promhold facing 3W (2,1,3)
- 17- 1c ½ Reel3 across with 3c, Rsh to 3W ; 1c split into ½ Reels3 on own side, starting out and up
- 25- 1c in promhold (M on R) ½ Reel3 across with 3c, Rsh to 3W ; 1c split into ½ Reels3 on own side, starting out and down (2,1,3)



7 GYPSY DREAMS S32 · 2/4L

Terry Glasspool: *An Itch to Dance* · Crib: *Eric's E-cribs* · Diagram: *Keith Rose's Diagrams*

- 1-- 1c cross RH and face down | 1c+2c ½ LH turn on the sides ; all chase cclw one place | all turn P ¾ LH into a line across (W BtoB)
- 9-- Gypsy Pousette, as follows.
- 9-12 (Box setting) All set R and swivel R ¼ »on the hop« to face away from P, all set L and swivel R ¼. to face in | all set R (M passing BtoB) and swivel R ¼, all set L and do not swivel. Partners finish facing away from each other but are not lined up BtoB.
- 13-16 (Gypsy turn) All starting to their own R, dance around P halfway and melt into turn ¾ BH to finish facing P in a line across, M in the middle.
- 17-- Reel4 across the dance. On [24] the M dance ¼ around each other, Lsh to Lsh, **while{}** the W extend the loops to join P in promhold, all forming a line across, 1c facing up, 2c down.
- 25-- [25] 1c+2c Promenade ¼ around each other (M staying Lsh to Lsh), into the last 7 bars of the Tournée.

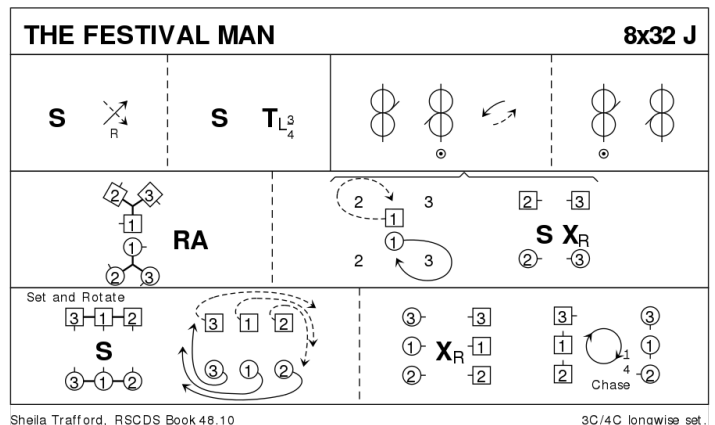


Notes: In [9-12] each C follows the edges of a square:
 Music: A smooth strathspey for example: »Birks of Invermay« by Tersipchore

8 THE FESTIVAL MAN J32 · 3/4L

Sheila Trafford: *RSCDS XLVIII 10* · Crib: *Eric's E-cribs* · Diagram: *Keith Rose's Diagrams*

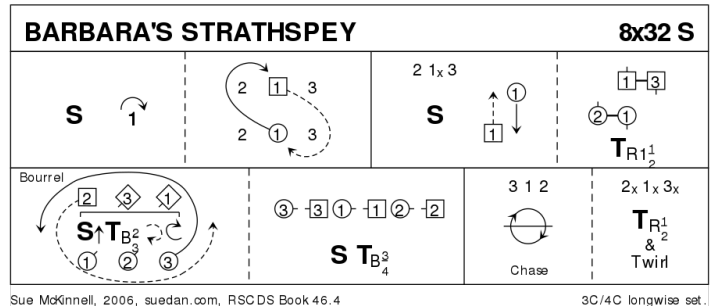
- 1-- 1c set | cross down RH (2c up) ; set to P | turn LH ¾ to between ends facing 1cnr
- 9-- ½ Reels3 across, 1c Lsh to 1cnr, 1c pass Lsh into ; ½ Reels3 across, Lsh to 3cnr, 1c finish side by side in the middle facing 4cnr
- 17-- All M & All W RHA on the sides ; 1c cast Rsh round 4cnr to 2pl while{4} 2W+3W & 2M+3M set and change places RH to (3,1,2)
- 25-- Set&Rotate for three [All Set | all cast clw to lines across ; all cpls change place RH | all chase clw to (2,1,3)]



9 BARBARA'S STRATHSPEY S32 · 3/4L

Sue McKinnell: RSCDS XLVI 4 · Crib: Eric's E-cribs · Diagram: Keith Rose's Diagrams

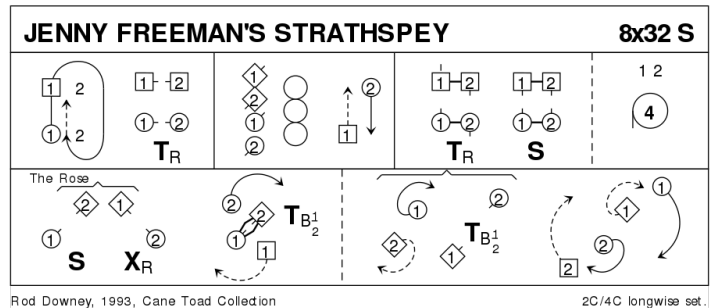
- 1- 1c set | cast (2c up) ; ½ Fig8 L (2,1x,3)
 9- All set | 1c cross Rsh ; 1c+3c nr turn RH 1½ (to 1,2,3 on M side, 2,3,1 on W side)
 17- 3C Bourrel: 2W+3M chase cclw half round to midline **while**{4} 1M+3W & 2M+1W set adv | turn BH ¾ and pivot R, all facing P on midline (3,1,2) ; All set | All C turn BH ¾ to sidelines
 25- All chase clw ½ round ; all turn P RH ½ and twirl R to (2,1,3)



10 JENNY FREEMAN'S STRATHSPEY S32 · 2/4L

Rod Downey: The Cane Toad Collection · Crib: MiniCribs · Diagram: Keith Rose's Diagrams

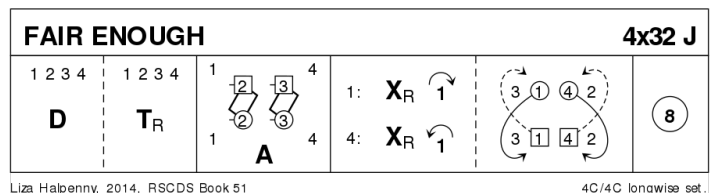
- 1-8 1L followed by partner cast round 2L cross & cast up round 2M back to places & 1s turn 2s RH
 9-16 1s+2s dance reel of 4 across (1M+2L pass LSH to start) all end in original places
 17-24 1s+2s turn RH on sides & set, 1s+2s circle 4H once round to Left, drop hands bar 24 to dance into original places
 25-32 1s+2s dance The Rose:
 25-28 1M+2L set as 1L+2M change places RH, 1M+2L 1/2 turn 2H & remain in middle as 1L & 2M dance into partners place
 29-32 1M+2L cast into each others place as 1L+2M 1/2 turn 2H, 1M & 2L dance into 2nd/1st places own side as 1L & 2M cast to right to new places



11 FAIR ENOUGH J32 · 4/4L

Liza Halpenny: RSCDS LI 4 · Crib: Eric's E-cribs · Diagram: Keith Rose's Diagrams

- 1-- All dance BtoB ; turn P RH, 2c+3c finish RHJ facing up
 9-- 2c+3c Allemande (1,3,2,4)
 17-- 1c+4c cross RH | cast inwards (3c+2c to end) ; ½ Fig8 through end couple (3,1,4,2)
 25-- Circle8 and back

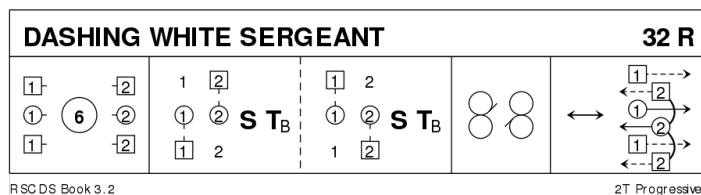


12 THE DASHING WHITE SERGEANT R32 · 3+3RR

RSCDS III 2 · Crib: Eric's E-cribs · Diagram: Keith Rose's Diagrams

Trio face trio RR.

- 1- Circle 6 and back
- 9- Each centre person sets to RH P and turns him/her BH ; repeat with LH P
- 17- Reel 3 across, Lsh to RH P
- 25- In lines of 3 across A&R ; advance Rsh through the opposite line of 3 to meet the next line of 3.



Many variations in handing, polite turns and shoulder exist