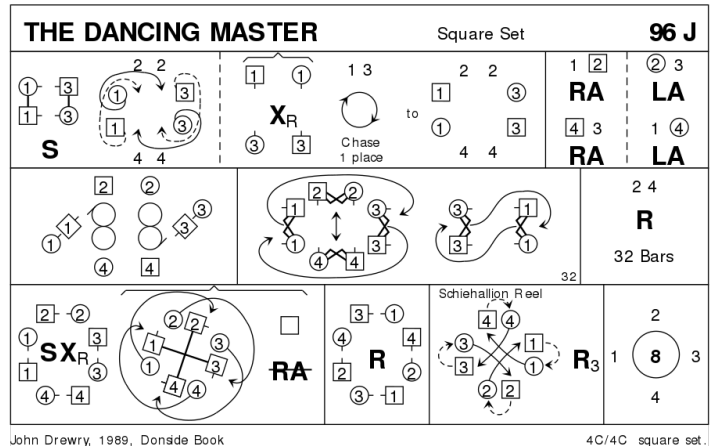


White Rose Festival 2017 afternoon mass dances

1 THE DANCING MASTER J96 · 4S

John Drewry: *Scottish Country dances - London 75th* · Crib: *Eric Ferguson's SCD Crib* · Diagram: *Keith Rose's Diagrams*

- 1- 1c set to 3c | both cast ¼ clw into the middle and face across ; 1c+3c cross RH | chase clw to P's place facing clw
- 9- 1c+2W & 3c+4W RHA (1c+3c, W leading, pass through own place into) ; 1c+4M & 3c+2M LHA , finish again in P's place
- 17- 1c & 3c (W leading M) Rsh Reels3 with the same two corners (1c+2W+4M, 3c+4W+2M), 1c+3c face out in P's place, 2c+4c face in and all take promhold
- 25- 1c+3c chase clw half round, **while{4}** 2c+4c A&R ; 1c & 3c pass Rsh to own place
- 33-64 2c+4c repeat [1-32]
- 65- All set to P | change places RH (M face out) ; all W ½RHA and dance out to W place ¾ clw from the start **while{4}** all M dance one place clw, to meet »opposite partner«
- 73- Repeat [65-72] with new partner (to 3,4,1,2)
- 81- Half Schiehallion Reel (to own places)
- 89- All circle8 and back.

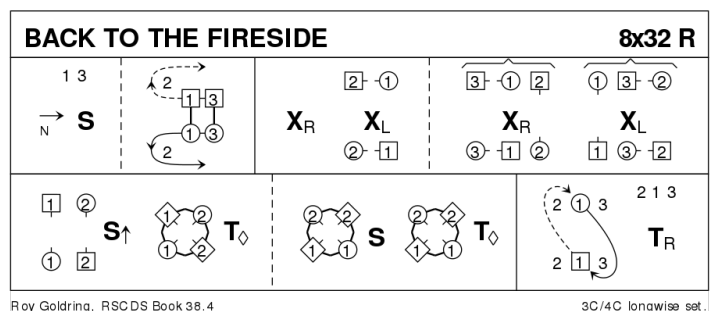


Note by Drewry: On [65-68] and [69-72] the W use RH twice. This can be avoided by substituting: [65-68] »All set to P | change places passing Rsh, (M face out)«

2 BACK TO THE FIRESIDE R32 · 3/4L

Roy Goldring: *RSCDS XXXVIII 4* · Crib: *Eric Ferguson's SCD Crib* · Diagram: *Keith Rose's Diagrams*

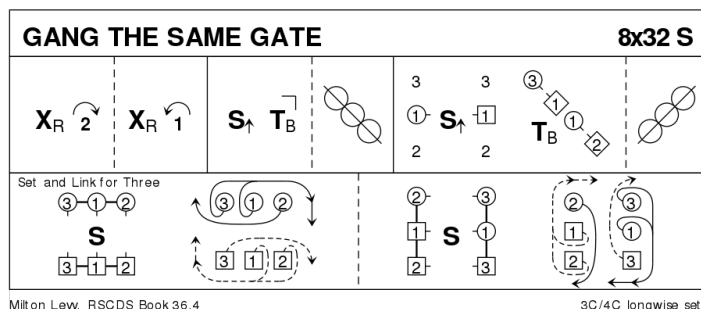
- 1- 3c followed by 1c dance down the middle | set ; dance up the middle, 1c cast off to 3pl **while{2}** 3c dance up to 1pl (3,2,1)
- 9- »pick-up chain«, from below: 1c cross RH, 1c+2c change places LH ; 1c+3c change places RH **while{2}** 2c cross RH ; 1c cross LH **while{2}** 3c+2c change places LH (to 1, 2x, 3)
- 17- 1c+2c set advancing to join NH in a circle | releasing hands, 1c+2c Petronella one place R ; Set NHJ | repeat petronella, to sidelines (2,1x,3)
- 25- 1c ½ Fig8 L (W up, M down) ; All turn RH (2,1,3)



3 GANG THE SAME GATE S32 · 3/4L

Milton Levy: RSCDS XXXVI 4 · Crib: Eric Ferguson's SCD Cribbs · Diagram: Keith Rose's Diagrams

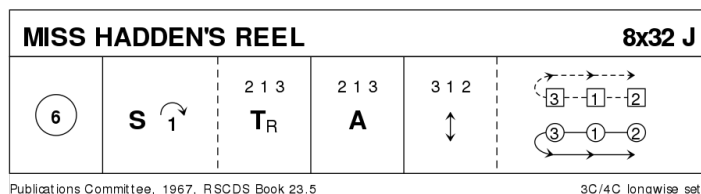
- 1- 1c cross RH | cast off 2 (2c+3c up) ; 1c cross RH and cast up (3c down) to (2,1,3)
- 9- 1c set passing Lsh | turn 1cnrs BH ; ½Reel4 with 2cnrs, at end 1c curve R to between end cpl (M above facing W below)
- 17- 1c set passing Lsh, turn 4cnr (2cnr persons) BH ; ½Reel4 with 1cnrs, at end curve R to (3x,1x,2x)
- 25- All S&Link3 ; repeat (2,1,3)



4 MISS HADDEN'S REEL J32 · 3/4L

RSCDS: RSCDS XXIII 5 · Crib: Eric Ferguson's SCD Cribbs · Diagram: Keith Rose's Diagrams

- 1- 1c+2c+3c Circle6 and back
- 9- 1c set | cast off (2c up) ; 2c+1c+3c turn RH into
- 17- 2c+1c+3c Allemande (3,1,2)
- 25- All A&R ; 3c followed by 1c cast off and 2c dance up to (2,1,3) (second time: 3c dance through 4pl to 3pl and 1c dance to 4pl)

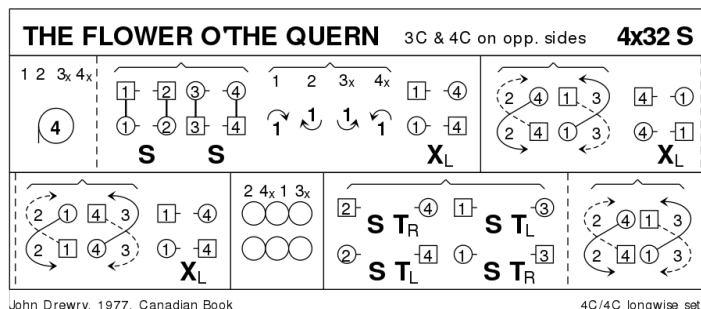


5 THE FLOWER O' THE QUERN S32 · 4/4L

John Drewry: The Canadian Book of Scottish Country Dances · Crib: Eric Ferguson's SCD Cribbs · Diagram: Keith Rose's Diagrams

3c+4c begin on opposite side (1,2,3x,4x)

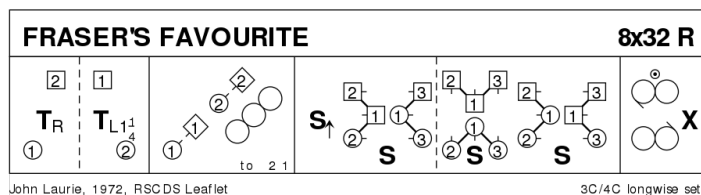
- 1- 1c+2c & 3c+4c, circle4 L, finish NHJ 1c facing 2c & 3c facing 4c ; All set | 1c+4c cast (long way) to middle passing LH on the side **while** 2c & 3c dance to ends (2,4x,1,3x)
- 9- 4c+1c ½Fig8 round the end cpl, and change places LH on the sides ; ½ Fig8 round other end cpl, and change places LH on the sides (2,4x,1,3x)
- 17- Reels4 on the sides, finish mid cpls facing end cpls
- 25- All set to facing cpl | 4c & 1c, passing inside turn end cpl Easy Hand on sideline ; 4c+1c ½Fig8 round same end cpl (2,4,1x,3x)



6 FRASER'S FAVOURITE R32 · 3/4L

John Laurie: *The Leaflet Dances with Music* · Crib: Eric Ferguson's *SCD Crib*s · Diagram: Keith Rose's *Diagrams*

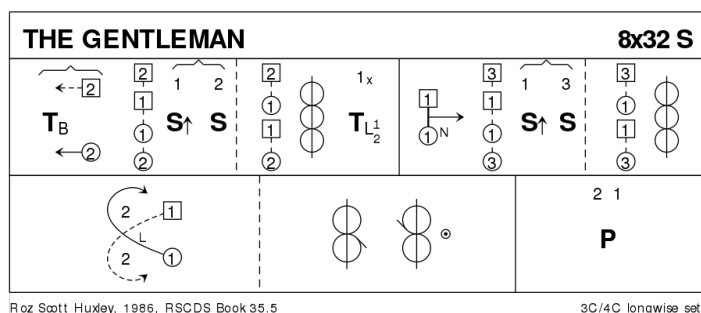
- 1- 1M+2W turn RH ; 1W+2M turn 1¼ LH to face partners on diagonal
- 9- 1c+2c diag. Reel4, finish (2,1,3)
- 17- 1c set advancing, finish in middle BtoB
1W facing up, 1M down, then set
»Crown Triangles« for 6 bars: all set
(hands joined), 1c turning ¼ R to face own sides on second step ; repeat to own sides, repeat to other couple
- 25- Reels3{6} on the sides, Rsh to 2cnrs | 1c cross.



7 THE GENTLEMAN S32 · 3/4L

Roz Scott Huxley: *RSCDS XXXV 5* · Crib: Eric Ferguson's *SCD Crib*s · Diagram: Keith Rose's *Diagrams*

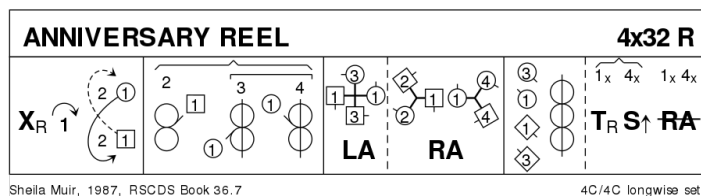
- 1- 2c step up as 1c turn BH to face P between them in line4 across | 1c+2c set, 1c advancing and passing on the second step ; ½Reel4, at end 1c pass LH to face down NHJ
- 9- 1c dance down to face P between 3c, repeat set and ½Reel4 with 3c, finish between 3c on own side LHJ
- 17- 1c lead to top, cross and cast to 2plx ; ½Reels3 across, Rsh to 4cnr (W up, M dn) (to 2,1,3)
- 25- 2c+1c Poussette.



8 ANNIVERSARY REEL R32 · 4/4L

Sheila Muir: *RSCDS XXXVI 7* · Crib: Eric Ferguson's *SCD Crib*s · Diagram: Keith Rose's *Diagrams*

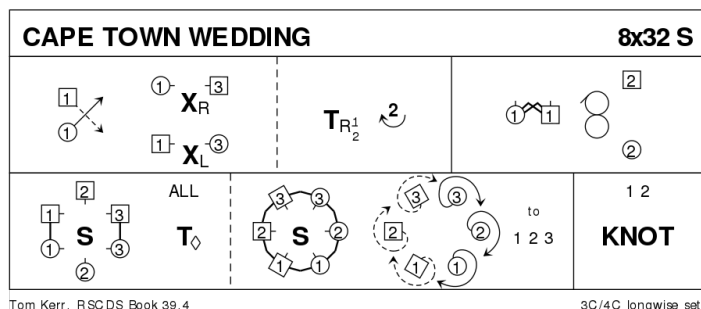
- 1- 1c cross RH, cast off (2c up), ½ Fig8 up (2,1,3,4)
- 9- 1W Reel3 across with 2c (Lsh to 2M) **while**{8} 1M ½ Lsh Reel3 with 3c then ½Reel3 with 4c (Rsh to 4M)
- 17- 1c+3c LHA ; 1W+2c & 1M+4c RHA
- 25- 1c pass Lsh into ½Reel4 across with 3c (3c to 2pl), at end 1c turn RH to 3plx RHJ **while**{2} 4c set advancing to join in | 1c+4c ½RHA (2,3,4,1)



9 CAPE TOWN WEDDING S32 · 3/4L

Tom Kerr: RSCDS XXXIX 4 · Crib: Eric Ferguson's SCD Cribs · Diagram: Keith Rose's Diagrams

- 1- 1c cross down (no hands) to 2plx (2c up) | change places with 3c EH ; 1c turn RH ½ | lead to top (2c+3c down) and face up in promhold
- 9- 1c with 2c Rsh Reel3 across to finish 1c in 1pos facing down NHJ and 2c in 2pl, on [16] 3c step in and face up NHJ
- 17- All set, all Petronella (1c+3c in tandem) ; all set advancing {1} to join hands in circle, **while** setting {1} pull Rsh back tightly | and cast clw (to 1,2,3)
- 25- 1c+2c the Knot

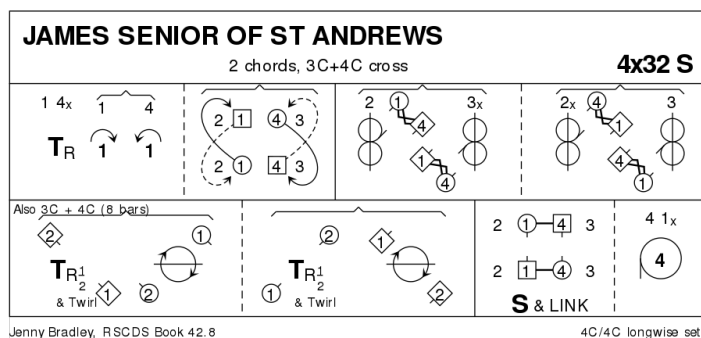


10 JAMES SENIOR OF ST ANDREWS S32 · 4/4L

Jenny Bradley: RSCDS XLII 8 · Crib: Eric Ferguson's SCD Cribs · Diagram: Keith Rose's Diagrams

On 2nd chord, 3c+4c cross to opposite side (1,2,3x,4x)

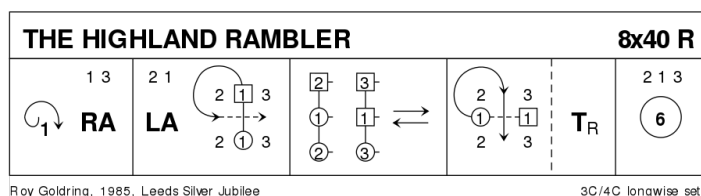
- 1- 1c+4c turn RH | cast to middle (2c & 3c step to end) ; 1c+4c ½ Fig8 round end couple (2,1x,4,3x)
- 9- 1W+4M & 1M+4W, in promhold (W on the L) ½Reels3 across with the end C on their R (Lsh to 2M & 3M) ; continue into ½ Lsh Reels3 with the other end couple (to 2,1x,4,3x)
- 17- 2W+1W & 4W+3W turn RH ½ to face each other, twirl R and dance to exchanged places **while** {} 2M+1M & 4M+3M dance clw round them to exchanged places ; 1M+2M & 3M+4M turn RH ½ to face each other | twirl R and dance to exchanged places **while** {} 1W+2W & 3W+4W dance clw round them to exchanged places (2,1x,4,3x)
- 25- 1c+4c S&Link ; circle4 L (to 2,4,1x,3x)



11 THE HIGHLAND RAMBLER R40 · 3/4L

Roy Goldring: Silver Jubilee 25 - Leeds Branch · Crib: Eric Ferguson's SCD Cribs · Diagram: Keith Rose's Diagrams

- 1- 1c long cast to 2pl (2c up on [3-4] ; 1c+3c RHA (2,1,3)
- 9- 2c+1c LHA, 1W faces out ; 1W followed by 1M cast up round 2W and down the middle of set, 1W between 3c and 1M between 2c, all facing down
- 17- In lines of 3 down the middle (all swivel R) and up
- 25- 1M followed by 1W dance up, cast round 2W and into 2pl ; 1c turn RH
- 33- Circle6 and back

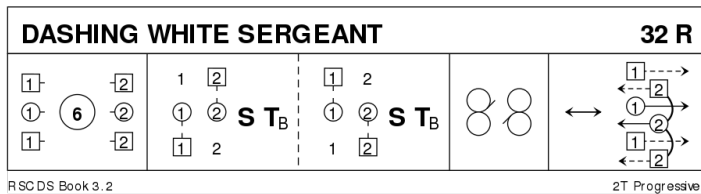


12 THE DASHING WHITE SERGEANT R32 · 3+3RR

RSCDS III 2 · Crib: Eric Ferguson's SCD Cribs · Diagram: Keith Rose's Diagrams

Trio face trio RR.

- 1- Circle 6 and back
- 9- Each centre person sets to RH P and turns him/her BH ; repeat with LH P
- 17- Reel 3 across, Lsh to RH P
- 25- In lines of 3 across A&R ; advance Rsh through the opposite line of 3 to meet the next line of 3.



Many variations in handing, polite turns and shoulder exist