

White Rose Festival 2016: Afternoon Programme (Adults)

The 62nd White Rose Festival

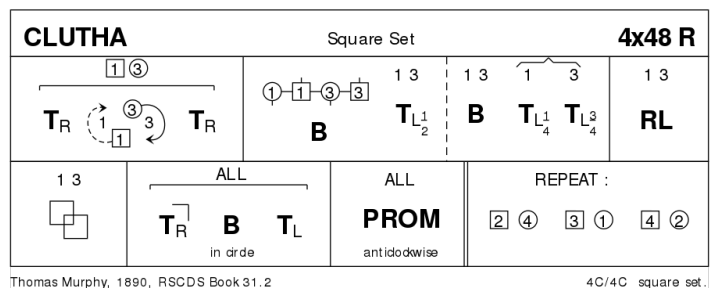
Gateways School, Harewood, Leeds LS17 9LE

9th July 2016.

1 CLUTHA R48 · 4S

RSCDS XXXI 2 · Crib: Eric Ferguson's SCD Cribbs · Diagram: Keith Rose's Diagrams

- 1- 1W+3M turn RH | dance Rsh round P {4} | turn RH again, finishing RHJ and LHJ with P for
- 9- 1c+3c BiL | turn P ½ LH ; BiL | turn P LH to original places (¼ or ¾ turn)
- 17- 1c+3c R&L
- 25- 1c+3c L-Chain (M no polite turn at the end)
- 33- All turn corner RH | give P LH to form circle (M face out) and set ; turn P LH into promhold facing cclw
- 41- All dance cclw to original positions

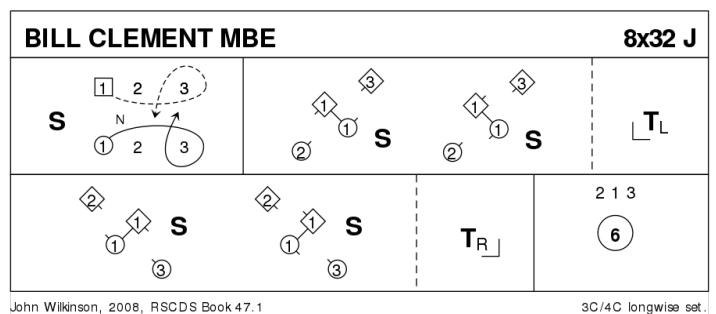


repeat 3 times with 2W, 3W and 4W leading in turn

2 BILL CLEMENT MBE J32 · 3/4L

John Wilkinson: RSCDS XLVII 1 · Crib: Eric Ferguson's SCD Cribbs · Diagram: Keith Rose's Diagrams

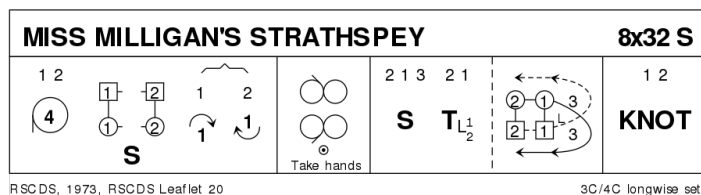
- 1- 1c set | dance between 3c (2c up) and cast up to finish side by side LHJ facing 1cnr
- 9- Set to 1cnr and turn inwards and join RH | set to 3cnr ; turn 3cnr LH to face 2cnr RHJ
- 17- Set to 2cnr and turn inwards and join LH | set to 4cnr ; turn 4cnr RH to (2,1,3)
- 25- Circle6 and back



3 MISS MILLIGAN'S STRATHSPEY S32 · 3/4L

RSCDS: *The Leaflet Dances with Music* · Crib: *Eric Ferguson's SCD Crib*s · Diagram: *Keith Rose's Diagrams*

- 1- 1c+2c circle4 L, finish NHJ 1c facing 2c ; set, 1c turning in to face up | 1c cast off, 2c dance up (2,1,3)
- 9- Mirror Reels3 on the sides, 1c start down and in, join hands when possible, 2c+3c finish with loops
- 17- 2c+1c+3c set | 2c+1c ½ LH turn and face down ; lead (LHJ) down, cross below 3c and cast up (1,2,3)
- 25- 1c+2c the Knot. (2,1,3)

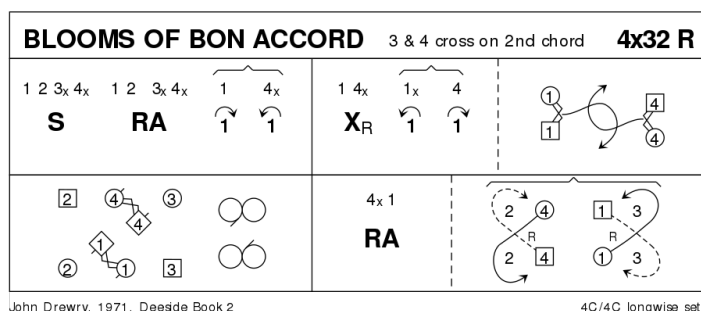


4 BLOOMS OF BON ACCORD R32 · 4/4L

John Drewry: *A Guide to Scottish Country Dancing* · Crib: *Eric Ferguson's SCD Crib*s · Diagram: *Keith Rose's Diagrams*

3c+4c cross on 2nd chord(1,2,3x,4x). This dance has top/bottom symmetry

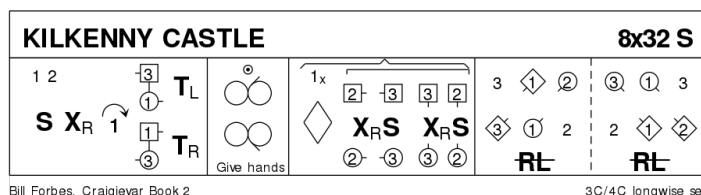
- 1- All C set | 1c+2c & 3c+4c RHA | 1c & 4c cast in to 2pl/3pl **while**{2} 2c+3c lead out to end places
- 9- 1c+4c cross RH, cast to ends, meet in promhold and dance in between end couples, curve round the other couple Rsh to finish 1c / 4c on M/W side facing out and right
- 17- 1c & 4c (in promhold) Rsh Reels3 with the »corners« on M/W sides, at end meet in the centre
- 25- 4c+1c RHA, at end M swivels right so couples face ends of set (1c down, 4c up, W on P's left, RHJ) ; 4c&1c cross down between end couples and cast in to 3pl/2pl (to 2,4,1x,3x)



5 KILKENNY CASTLE S32 · 3/4L

Bill Forbes: *Craigievar Book 2* · Crib: *Eric Ferguson's SCD Crib*s · Diagram: *Keith Rose's Diagrams*

- 1- 1c+2c set | 1c cross RH ; cast off (2c up) to between 3c NHJ | turn 3c easy hand, to finish (2,1x,3), 1c facing in and up, 3c facing out
- 9- 2c+1c+3c Mirror Reels3 on the sides (all give hands), (2,1x,3)
- 17- 1c Petronella Turn **while**{2} corners change place on side RH | All set in threes across ; 1c Petronella Turn, **while**{2} corners cross RH | All set (3x,1,2x)
- 25- Diagonal R&L (1c+1cnrs change places RH | 1c change places LH with mid-person on sides ; 1c+2cnrs repeat)



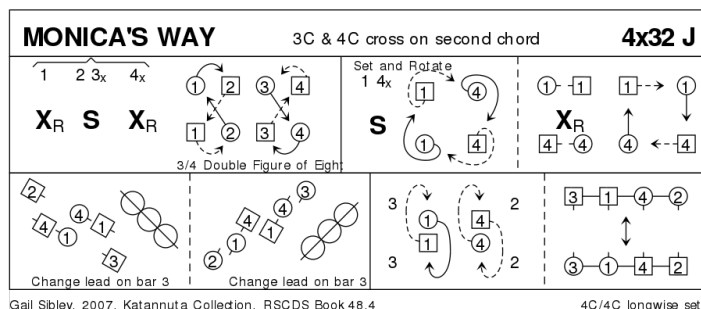
INTERVAL

6 MONICA'S WAY J32 · 4/4L

Gail Sibley: RSCDS XLVIII 4 · Crib: MiniCribs · Diagram: Keith Rose's Diagrams

3s & 4s start on opp sides

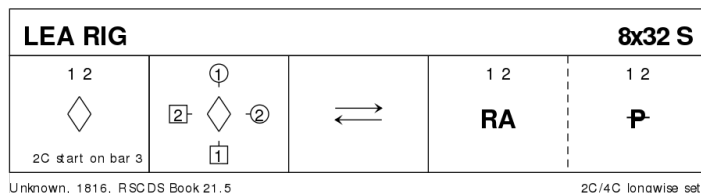
- 1-8 1s/4s cross RH as 2s/3s set, 1s+2s & 4s+3s dance 3/4 double Fig of 8 (1s/4s casting down/up to start). 2 1(4)(3)
- 9-16 1s+4s Set & Rotate:
Set, Rotate singly & dance on 1 place clockwise, change places RH on sides & dance on 1 place to own sides.
2(4)1(3)
- 17-20 1L+4M also 4L+1M (Lady leads) 1/2 alternating tandem diag RSh reel of 4 with 3L+2L & passing LSh curve to right to next corner (same end)
- 21-24 4M+1L also 1M+4L (Man leads) 1/2 alternating tandem diag RSh reel of 4 with 3M+2M & pass RSh to end 3(1)4(2)
- 25-32 1s & 4s cross passing RSh & loop into places, all Adv+Ret. 3 1(4)(2)



7 THE LEA RIG S32 · 2/4L

RSCDS XXI 5 · Crib: Eric Ferguson's SCD Cribs · Diagram: Keith Rose's Diagrams

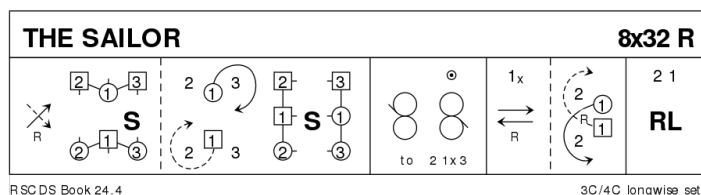
- 1-16 1c+2c full Petronella (2c step up on [1-2] and join in, one place behind 1c. On [15-16] 2c petronella to 2pl).
- 17- 1c lead down the middle and up
- 25- 1c+2c RHA, end on diagonal ;
½Poussette.



8 THE SAILOR R32 · 3/4L

RSCDS XXIV 4 · Crib: Eric Ferguson's SCD Cribs · Diagram: Keith Rose's Diagrams

- 1- 1c cross down RH (2c up) to 2plx and BiL with cnrs ; 1c cast R into lines across | all set
- 9- All Reels3 across, Rsh to 1cnr, finishing (2,1x,3)
- 17- 1c lead down | lead to the top ; cross and cast to (2,1,3)
- 25- 2c+1c R&L.



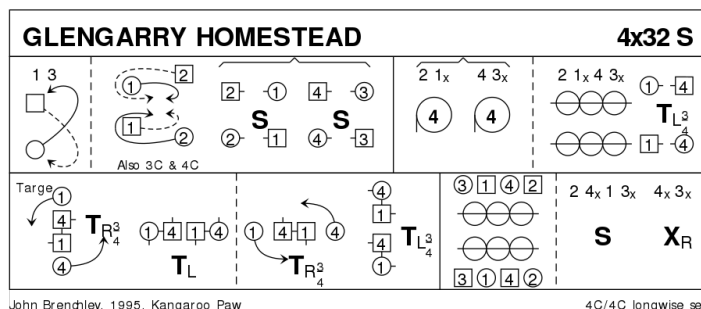
Note: [3-4] is NOT in DT_r position.

9 THE GLENGARRY HOMESTEAD

S32 · 4/4L

John Brenchley: *The Kangaroo Paw* · Crib: *MiniCribs* · Diagram: *Keith Rose's Diagrams*

- 1-8 1s+3s dance 1/2 Figs of 8 round 2s/4s, 1s+3s dance down 1 place & turn inwards face up as 2s also 4s dance up 1 pl & in to face 1s/3s & all set
- 9-16 2s+1s also 4s+3s circle 4H round to left, all dance 1/2 RSh reels of 4 on sides but end with 1s+4s 3/4 turning LH bringing Ladies into centre
- 17-24 1s+4s dance the Targe :
- 17-18 1st & 4th Ladies 3/4 turn RH **while** Men dance 1/4 way round anticlockwise
- 19-20 1st Man with 4th Lady & 1st Lady with 4th Man full turn LH
- 21-22 1st & 4th Ladies 3/4 turn RH **while** Men dance 1/4 way round anticlockwise
- 23-24 1st Man with 4th Lady & 1st Lady with 4th Man turn LH to end on sides to end (3) 1 (4) 2
- 25-32 All dance 1/2 RSh reels of 4 on sides, all set & 3s+4s cross to own sides. 2 4 1 3

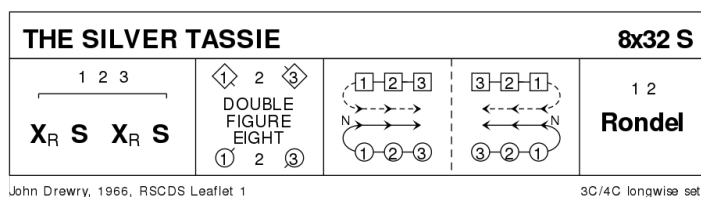


10 THE SILVER TASSIE

S32 · 3/4L

John Drewry: *The Leaflet Dances with Music* · Crib: *Eric Ferguson's SCD Cribs* · Diagram: *Keith Rose's Diagrams*

- 1- 1c+2c+3c cross RH | set ; repeat
- 9- 1c+3c DbIFig8 round 2c (1c cross down, 3c cast up)
- 17- 1c followed by 2c+3c dance down the middle (2c & 3c divide) ; 1c (leading) +2c+3c dance up
- 25- 1c+2c Rondel (2,1,3).

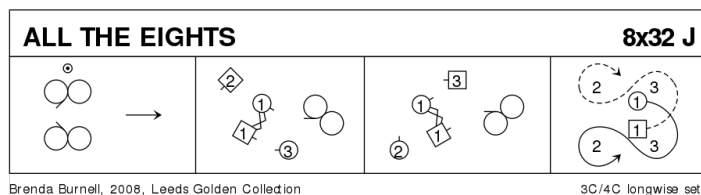


11 ALL THE EIGHTS

J32 · 3/4L

Brenda Burnell: *The Leeds Golden Collection* · Crib: *SCDDDB Contributed Cribs & Diagrams* · Diagram: *Keith Rose's Diagrams*

- 1 - 6 Reel of three on the sides, 1s crossing
- 7 - 8 1s dance down to face 3m, promenade hold, 2c dance to 1st place
- 9 - 16 1s dance R Sh reel of three with 2nd corners
- 17 - 24 1s dance L Sh reel of three with 1st corners
- 24 - 32 1s cross down between 3s, cast up to 2nd place, dance up between 2s, cast to 2nd place own sides

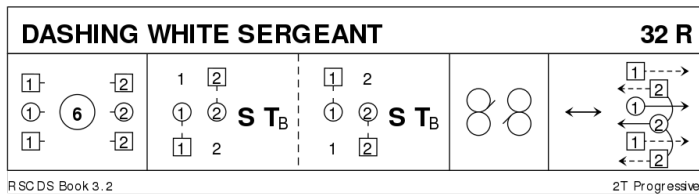


12 THE DASHING WHITE SERGEANT R32 · 3+3RR

RSCDS III 2 · Crib: Eric Ferguson's SCD Cribs · Diagram: Keith Rose's Diagrams

Trio face trio RR.

- 1- Circle 6 and back
- 9- Each centre person sets to RH P and turns him/her BH ; repeat with LH P
- 17- Reel 3 across, Lsh to RH P
- 25- In lines of 3 across A&R ; advance Rsh through the opposite line of 3 to meet the next line of 3.



Many variations in handing, polite turns and shoulder exist